

# PREFEITURA DE ITUIUTABA

PROJETO DE LEI N. XXXX, DE XX DE XXX DE 2024

A com. Fin. Orç. Tomada de Contas  
e Fiscalização

S.S. em 13/08/2024

Presidente

*Autoriza o Poder Executivo Municipal a abrir crédito adicional suplementar provenientes de excesso de arrecadação ao orçamento vigente para realização de despesas com repasse de recursos financeiros para pagamento do piso nacional da enfermagem à entidade que menciona, e da outras providências.*

CM/333/2024

A COMISSÃO DE LEGISL. JUSTIÇA E REDAÇÃO.

S.S. em 13/08/2024

Presidente

A Câmara Municipal de Ituiutaba decreta e eu sanciono a seguinte lei:

**Art. 1º** Fica autorizado, o Poder Executivo, a abrir crédito Adicional Suplementar no Orçamento vigente da Prefeitura de Ituiutaba, nos termos do inciso V do art. 167 da Constituição Federal, conjugado com os artigos 40, 41, 42 e 43 da Lei nº 4.320/64, no valor de R\$ 37.766,38 (trinta e sete mil, setecentos e sessenta e seis reais e trinta e oito centavos), para pagamento do piso nacional da enfermagem à Bio Rim de Ituiutaba, CNPJ 22.237.309/0001.32.

**Parágrafo único.** Referida instituição pode receber o recurso a ela destinado tendo em vista que presta serviços de maneira complementar às ações do Município de Ituiutaba e atende, pelo menos, 60% (sessenta por cento) de seus pacientes pelo SUS, sendo contemplada com recursos federais para pagamento do piso da enfermagem.

**Art. 2º** Nos termos do inciso II do § 1º do art. 43 da Lei nº 4.320/64, será tomado como fonte de recursos para fazer face ao crédito suplementar autorizado por esta lei, recursos provenientes de excesso de arrecadação.

**Art. 3º** Os recursos destinados farão parte da contratualização única existente, ou a existir, com a entidade mencionada no artigo anterior, conforme exigência do Ministério da Saúde, se encontrando em sintonia com a legislação federal.

**Art. 4º** Esta Lei entra em vigor na data de sua publicação.

**Art. 5º** Revogam-se as disposições em contrário.

Prefeitura de Ituiutaba, em 08 de agosto de 2024.

A ordem do dia desta sessão

13/08/2024

Presidente

Aprovado(a) em 1º Votação  
por 11 favoráveis e 00 contrários  
S.S. 13/08/2024

Presidente

LEANDRA GUEDES  
FERREIRA:0060913  
5686  
Assinado de forma digital  
por LEANDRA GUEDES  
FERREIRA:00609135686  
Dados: 2024.08.08 16:21:39  
-03'00'

Leandra Guedes Ferreira  
-Prefeita de Ituiutaba-

Aprovado em 2º votação por  
14 favoráveis 00 contrários

13/08/2024

Presidente



# P R E F E I T U R A D E I T U I U T A B A

Ofício n.º 2024/304

Ituiutaba, 08 de agosto de 2024.

A Sua Excelência o Senhor  
Francisco Tomaz de Oliveira Filho  
Presidente da Câmara Municipal de Ituiutaba  
Rua 24 n.º 950  
Ituiutaba - MG

Assunto: **Encaminha Mensagem n.º 120.**

Senhor Presidente,

Tenho o prazer de passar às mãos de V. Exa. a inclusa Mensagem n.º 120/2024, desta data, acompanhada de projeto de lei que ***“Autoriza o Poder Executivo Municipal a abrir crédito adicional suplementar provenientes de excesso de arrecadação ao orçamento vigente para realização de despesas com repasse de recursos financeiros para pagamento do piso nacional da enfermagem à entidade que menciona, e da outras providências”***.

Com expressões de apreço e distinta consideração, subscrevo-me.

Atenciosamente,

LEANDRA  
GUEDES  
FERREIRA:0060  
9135686

Assinado de forma  
digital por LEANDRA  
GUEDES  
FERREIRA:00609135686  
Dados: 2024.08.08  
16:16:41 -03'00'

Leandra Guedes Ferreira  
-Prefeita de Ituiutaba-

# PREFEITURA DE ITUIUTABA

MENSAGEM N. 120/2024.

Ituiutaba, 08 de agosto de 2024.

Senhor Presidente,  
Senhores Vereadores,

Por meio da presente Mensagem, é encaminhado a esse Legislativo Municipal, projeto de lei que dispõe sobre abertura de crédito adicional suplementar, provenientes de excesso de arrecadação ao orçamento vigente.

A iniciativa de lei informada por esta mensagem decorre de solicitação formulada no Processo Administrativo nº 15.898, de 23 de julho de 2024.

O montante de R37.766,38 (trinta e sete mil, setecentos e sessenta e seis reais e trinta e oito centavos), já foram recebidos do Governo Federal e já se encontram depositados na conta do Fundo Municipal de Saúde, aguardando, tão somente, a aprovação do projeto de lei anexo para a sua devida destinação.

A valorização dos profissionais da saúde, em especial da enfermagem, é de suma importância para garantir a qualidade dos serviços prestados à comunidade. Reconhecendo a relevância do trabalho desempenhado por esses profissionais, é fundamental assegurar o cumprimento do Piso Nacional da Enfermagem, proporcionando condições dignas de trabalho e remuneração justa.

Com essas elucidações, acha-se a matéria em condições de merecer o exame dessa Casa de Leis.

Com os protestos de estima e consideração, renovamos as homenagens devidas aos nobres integrantes dessa Câmara.

Saudações,

LEANDRA  
GUEDES  
FERREIRA:00609  
135686

Assinado de forma  
digital por LEANDRA  
GUEDES  
FERREIRA:00609135686  
Dados: 2024.08.08  
16:21:14 -03'00'

Leandra Guedes Ferreira  
- Prefeita de Ituiutaba -



**MUNICIPIO DE ITUIUTABA**  
Prefeitura Municipal de Ituiutaba  
Capa de Processo



**PREFEITURA DO MUNICIPIO DE ITUIUTABA**

**SPCP - SISTEMA DE PROTOCOLO E CONTROLE DE PROCESSOS**

Número do Processo: 15898 / 2024

Data de Abertura: 23/07/2024 09:53:04

Contribuinte: SECRETARIA MUNICIPAL DE SAUDE

Órgão Solicitante:

Endereço:

Telefone: (34) 3271-8250

C.N.P.J ou C.P.F.: 0

Assunto do Processo: PROJETO DE LEI

Complemento do Assunto: Ofício nº 090/2024/Assessoria Jurídica/SMS

Órgão Responsável: SECRETARIA MUNICIPAL DE GOVERNO

Atendido por: VANESSA CONCEICAO ARAUJO

Handwritten initials

**OFÍCIO Nº 090/2024/Assessoria Jurídica/SMS/**

Ituiutaba/MG, 22 de julho de 2024.

Exma. Sra.

**Leandra Guedes Ferreira**

**Prefeita Municipal de Ituiutaba**

**Assunto: Projeto de Lei**


Excelentíssima Prefeita,

Cumprimentando-a cordialmente, vimos por meio deste, solicitar autorização do Poder Executivo Municipal para remeter à nossa Casa Legislativa o Projeto de Lei anexo com a finalidade de abertura de crédito suplementar no orçamento vigente para acobertar despesas com o pagamento do piso nacional da enfermagem à Bio Rim de Ituiutaba, no valor total de R\$ 37.766,38 (trinta e sete mil, setecentos e sessenta e seis reais e trinta e oito centavos).

Esta Secretaria destaca que os recursos a serem destinados à entidade foram recebidos do Governo Federal e já se encontram depositados na conta do Fundo Municipal de Saúde, aguardando, tão somente, a aprovação do projeto de lei anexo para a sua devida destinação.

Estamos à disposição para maiores esclarecimentos

Na oportunidade, renovo os votos de elevada estima e consideração.

  
**CONRADO HENRIQUE NASCIMENTO ALVES PEREIRA**  
Secretário Municipal de Saúde

# PREFEITURA DE ITUIUTABA

LEI N. XXX, XX DE XXXX DE 2024

*Autoriza o Poder Executivo Municipal a abrir crédito adicional suplementar provenientes de excesso de arrecadação ao orçamento vigente para realização de despesas com repasse de recursos financeiros para pagamento do piso nacional da enfermagem à entidade que menciona, e da outras providências.*

A Câmara Municipal de Ituiutaba decreta e eu sanciono a seguinte lei:

**Art. 1º** Fica autorizado, o Poder Executivo, a abrir crédito Adicional Suplementar no Orçamento vigente da Prefeitura de Ituiutaba, nos termos do inciso V do art. 167 da Constituição Federal, conjugado com os artigos 40, 41, 42 e 43 da Lei nº 4.320/64, no valor de R\$ 37.766,38 (trinta e sete mil, setecentos e sessenta e seis reais e trinta e oito centavos), para pagamento do piso nacional da enfermagem à Bio Rim de Ituiutaba, CNPJ 22.237.309/0001.32.

**Parágrafo único.** Referida instituição pode receber o recurso a ela destinado tendo em vista que presta serviços de maneira complementar às ações do Município de Ituiutaba e atende, pelo menos, 60% (sessenta por cento) de seus pacientes pelo SUS, sendo contemplada com recursos federais para pagamento do piso da enfermagem.

**Art. 2º** Nos termos do inciso II do § 1º do art. 43 da Lei nº 4.320/64, será tomado como fonte de recursos para fazer face ao crédito suplementar autorizado por esta lei, recursos provenientes de excesso de arrecadação.

**Art. 3º** Os recursos destinados farão parte da contratualização única existente, ou a existir, com a entidade mencionada no artigo anterior, conforme exigência do Ministério da Saúde, se encontrando em sintonia com a legislação federal.

# PREFEITURA DE ITUIUTABA

Art. 4º Para ~~concorrer~~ com as despesas derivadas do crédito suplementar aberto no artigo 1º fica o Poder Executivo autorizado a anular, total ou parcialmente, dotações do orçamento vigente.

Art. 5º Esta Lei entra em vigor na data de sua publicação.

Art. 6º Revogam-se as disposições em contrário.

Prefeitura de Ituiutaba, em XX de XXX de 2024.

Leandra Guedes Ferreira  
-Prefeita de Ituiutaba-

04/24



# P R E F E I T U R A   D E   I T U I U T A B A


-PROCURADORIA GERAL DOMUNICÍPIO-

Processo nº 15898/2024

## DESPACHO

REMETAM-SE os autos ao Departamento de Planejamento Orçamentário para verificar se há recursos disponíveis para acobertar a despesa.

Ituiutaba, 24 de julho de 2024.

  
**Camila Araújo Franco Guimarães**  
**Procuradora Adjunta do Processo Administrativo**  
**e do Contencioso em Substituição**

04



# DIÁRIO OFICIAL DA UNIÃO

Publicado em: 28/06/2024 | Edição: 123 | Seção: 1 | Página: 260

Órgão: Ministério da Saúde/Gabinete da Ministra

## PORTARIA GM/MS Nº 4.631, DE 27 DE JUNHO DE 2024

Dispõe sobre os valores referentes à parcela do mês de junho, de que trata o Título IX-A da Portaria de Consolidação GM/MS nº 6, de 28 de setembro de 2017, relativos ao repasse da assistência financeira complementar referente ao exercício de 2024.

A MINISTRA DE ESTADO DA SAÚDE, no uso das atribuições que lhe conferem os incisos I e II do parágrafo único do art. 87, da Constituição, resolve:

Art. 1º Os valores referentes ao repasse da assistência financeira complementar de que trata o Título IX-A da Portaria de Consolidação GM/MS nº 6, de 28 de setembro de 2017, para a parcela do mês de junho, observarão o disposto no Anexo a esta Portaria, obtidos a partir dos critérios constantes no art. 1120-C da citada Portaria de Consolidação.

Art. 2º Esta Portaria entra em vigor na data de sua publicação.

ANEXO

NÍSIA TRINDADE LIMA

UF	IBGE	ESTADO/MUNICÍPIO	GESTÃO	Valor Transferido em Junho - R\$
AC	120040	ACRE	ESTADUAL	2.530.681,82
AC	120001	ACRELÂNDIA	MUNICIPAL	37.020,02
AC	120005	ASSIS BRASIL	MUNICIPAL	47.243,66
AC	120010	BRASILEIA	MUNICIPAL	48.176,55
AC	120013	BUJARI	MUNICIPAL	36.760,83
AC	120017	CAPIXABA	MUNICIPAL	49.009,29
AC	120020	CRUZEIRO DO SUL	MUNICIPAL	264.644,68
AC	120025	EPITACIOLÂNDIA	MUNICIPAL	72.955,47
AC	120030	FEIJO	MUNICIPAL	38.014,02
AC	120032	JORDÃO	MUNICIPAL	18.005,47
AC	120033	MANCIO LIMA	MUNICIPAL	56.004,86
AC	120034	MANOEL URBANO	MUNICIPAL	1.491,25
AC	120035	MARECHAL THAUMATURGO	MUNICIPAL	43.584,44
AC	120038	PLACIDO DE CASTRO	MUNICIPAL	35.440,95
AC	120080	PORTO ACRE	MUNICIPAL	54.131,93
AC	120039	PORTO WALTER	MUNICIPAL	37.967,49
AC	120040	RIO BRANCO	MUNICIPAL	204.267,06
AC	120042	RODRIGUES ALVES	MUNICIPAL	57.057,03
AC	120043	SANTA ROSA DO PURUS	MUNICIPAL	19.058,82
AC	120050	SENA MADUREIRA	MUNICIPAL	134.519,08
AC	120045	SENADOR GUIOMARD	MUNICIPAL	78.386,38
AC	120060	TARAUACA	MUNICIPAL	45.589,44
AC	120070	XAPURI	MUNICIPAL	78.140,27
AL	270430	ALAGOAS	ESTADUAL	613.863,42
AL	270010	ÁGUA BRANCA	MUNICIPAL	113.705,10
AL	270020	ANADIA	MUNICIPAL	72.037,42

AL	270030	ARAPIRACA	MUNICIPAL	1.487.271,95
AL	270040	ATALAIA	MUNICIPAL	143.974,31
AL	270050	BARRA DE SANTO ANTONIO	MUNICIPAL	69.858,26
AL	270060	BARRA DE SAO MIGUEL	MUNICIPAL	50.785,95
AL	270070	BATALHA	MUNICIPAL	24.718,08
AL	270080	BELEM	MUNICIPAL	14.698,18
AL	270090	BELO MONTE	MUNICIPAL	42.241,21
AL	270100	BOCA DA MATA	MUNICIPAL	137.293,19
AL	270110	BRANQUINHA	MUNICIPAL	41.241,52
AL	270120	CACIMBINHAS	MUNICIPAL	86.478,08
AL	270130	CAJUEIRO	MUNICIPAL	129.644,00
AL	270135	CAMPESTRE	MUNICIPAL	59.166,07
AL	270140	CAMPO ALEGRE	MUNICIPAL	116.444,63
AL	270150	CAMPO GRANDE	MUNICIPAL	14.629,29
AL	270160	CANAPI	MUNICIPAL	104.667,13
AL	270170	CAPELA	MUNICIPAL	101.398,69
AL	270180	CARNEIROS	MUNICIPAL	45.155,77
AL	270190	CHA PRETA	MUNICIPAL	27.437,12
AL	270200	COITE DO NOIA	MUNICIPAL	62.621,37
AL	270210	COLONIA LEOPOLDINA	MUNICIPAL	129.750,33
AL	270220	COQUEIRO SECO	MUNICIPAL	42.832,08
AL	270230	CORURIBE	MUNICIPAL	674.510,15
AL	270235	CRAIBAS	MUNICIPAL	100.185,31
AL	270240	DELMIRO GOUVEIA	MUNICIPAL	208.492,63
AL	270250	DOIS RIACHOS	MUNICIPAL	93.792,08
AL	270255	ESTRELA DE ALAGOAS	MUNICIPAL	47.240,55
AL	270260	FEIRA GRANDE	MUNICIPAL	116.750,21
AL	270270	FELIZ DESERTO	MUNICIPAL	15.092,79
AL	270290	GIRAU DO PONCIANO	MUNICIPAL	133.521,61
AL	270300	IBATEGUARA	MUNICIPAL	69.216,53
AL	270310	IGACI	MUNICIPAL	51.268,35
AL	270320	IGREJA NOVA	MUNICIPAL	36.421,39
AL	270330	INHAPI	MUNICIPAL	74.845,75
AL	270340	JACARE DOS HOMENS	MUNICIPAL	40.214,56
AL	270350	JACUIPE	MUNICIPAL	9.981,86
AL	270360	JAPARATINGA	MUNICIPAL	47.852,55
AL	270370	JARAMATAIA	MUNICIPAL	21.197,32
AL	270375	JEQUIA DA PRAIA	MUNICIPAL	63.725,12
AL	270380	JOAQUIM GOMES	MUNICIPAL	146.477,98
AL	270390	JUNDIA	MUNICIPAL	29.614,48
AL	270400	JUNQUEIRO	MUNICIPAL	166.123,53
AL	270410	LAGOA DA CANOA	MUNICIPAL	143.415,11
AL	270420	LIMOEIRO DE ANADIA	MUNICIPAL	154.416,16
AL	270430	MACEIO	MUNICIPAL	3.447.189,71
AL	270440	MAJOR ISIDORO	MUNICIPAL	102.665,19
AL	270490	MAR VERMELHO	MUNICIPAL	9.863,08
AL	270450	MARAGOGI	MUNICIPAL	86.257,69
AL	270460	MARAVILHA	MUNICIPAL	56.156,02
AL	270470	MARECHAL DEODORO	MUNICIPAL	241.809,31
AL	270480	MARIBONDO	MUNICIPAL	52.400,31
AL	270500	MATA GRANDE	MUNICIPAL	107.948,16
AL	270510	MATRIZ DE CAMARAGIBE	MUNICIPAL	170.184,44

AL	270520	MESSIAS	MUNICIPAL	105.489,62
AL	270530	MINADOR DO NEGRAO	MUNICIPAL	30.583,99
AL	270540	MONTEIROPOLIS	MUNICIPAL	27.512,67
AL	270550	MURICI	MUNICIPAL	153.180,42
AL	270560	NOVO LINO	MUNICIPAL	112.733,39
AL	270570	OLHO D'AGUA DAS FLORES	MUNICIPAL	75.977,97
AL	270580	OLHO D'AGUA DO CASADO	MUNICIPAL	24.387,78
AL	270590	OLHO D'AGUA GRANDE	MUNICIPAL	15.320,90
AL	270600	OLIVENCA	MUNICIPAL	53.433,04
AL	270610	OURO BRANCO	MUNICIPAL	64.124,79
AL	270620	PALESTINA	MUNICIPAL	58.872,53
AL	270630	PALMEIRA DOS INDIOS	MUNICIPAL	528.654,48
AL	270640	PAO DE ACUCAR	MUNICIPAL	162.299,09
AL	270642	PARICONHA	MUNICIPAL	55.798,01
AL	270644	PARIPUEIRA	MUNICIPAL	37.402,12
AL	270650	PASSO DE CAMARAGIBE	MUNICIPAL	102.563,13
AL	270660	PAULO JACINTO	MUNICIPAL	48.844,74
AL	270670	PENEDO	MUNICIPAL	419.989,47
AL	270680	PIACABUCU	MUNICIPAL	68.145,39
AL	270690	PILAR	MUNICIPAL	156.568,22
AL	270700	PINDOBA	MUNICIPAL	6.071,76
AL	270710	PIRANHAS	MUNICIPAL	42.177,82
AL	270720	POCO DAS TRINCHEIRAS	MUNICIPAL	41.004,91
AL	270730	PORTO CALVO	MUNICIPAL	122.740,68
AL	270740	PORTO DE PEDRAS	MUNICIPAL	51.798,26
AL	270750	PORTO REAL DO COLEGIO	MUNICIPAL	112.655,09
AL	270760	QUEBRANGULO	MUNICIPAL	19.538,03
AL	270770	RIO LARGO	MUNICIPAL	139.963,13
AL	270780	ROTEIRO	MUNICIPAL	26.564,57
AL	270790	SANTA LUZIA DO NORTE	MUNICIPAL	97.689,18
AL	270800	SANTANA DO IPANEMA	MUNICIPAL	611.321,99
AL	270810	SANTANA DO MUNDAU	MUNICIPAL	29.697,92
AL	270820	SAO BRAS	MUNICIPAL	53.951,38
AL	270830	SAO JOSE DA LAJE	MUNICIPAL	141.905,72
AL	270840	SAO JOSE DA TAPERA	MUNICIPAL	194.084,91
AL	270850	SAO LUIS DO QUITUNDE	MUNICIPAL	240.430,57
AL	270860	SAO MIGUEL DOS CAMPOS	MUNICIPAL	479.301,05
AL	270870	SAO MIGUEL DOS MILAGRES	MUNICIPAL	53.420,66
AL	270880	SAO SEBASTIAO	MUNICIPAL	170.449,18
AL	270890	SATUBA	MUNICIPAL	126.842,08

AL	270895	SENADOR RUI PALMEIRA	MUNICIPAL	58.959,92
AL	270900	TANQUE D'ARCA	MUNICIPAL	13.331,26
AL	270910	TAQUARANA	MUNICIPAL	117.481,67
AL	270915	TEOTONIO VILELA	MUNICIPAL	184.418,10
AL	270920	TRAIPU	MUNICIPAL	100.802,94
AL	270930	UNIAO DOS PALMARES	MUNICIPAL	153.222,34
AL	270940	VICOSA	MUNICIPAL	124.772,72
AM	130260	AMAZONAS	ESTADUAL	8.410.256,55
AM	130002	ALVARAES	MUNICIPAL	81.191,70
AM	130006	AMATURA	MUNICIPAL	73.877,15
AM	130008	ANAMA	MUNICIPAL	69.600,80



AM	130010	ANORI	MUNICIPAL	123.475,11
AM	130020	ATALAIA DO NORTE	MUNICIPAL	240.800,00
AM	130030	AUTAZES	MUNICIPAL	261.331,02
AM	130040	BARCELOS	MUNICIPAL	99.275,00
AM	130050	BARREIRINHA	MUNICIPAL	161.568,35
AM	130060	BENJAMIN CONSTANT	MUNICIPAL	180.679,43
AM	130063	BERURI	MUNICIPAL	124.952,00
AM	130068	BOA VISTA DO RAMOS	MUNICIPAL	89.873,08
AM	130070	BOCA DO ACRE	MUNICIPAL	109.684,74
AM	130080	BORBA	MUNICIPAL	186.243,71
AM	130083	CAAPIRANGA	MUNICIPAL	182.695,58
AM	130090	CANUTAMA	MUNICIPAL	114.650,00
AM	130100	CARAUARI	MUNICIPAL	138.705,53
AM	130110	CAREIRO	MUNICIPAL	184.472,82
AM	130115	CAREIRO DA VARZEA	MUNICIPAL	120.603,98
AM	130120	COARI	MUNICIPAL	655.380,27
AM	130130	CODAJAS	MUNICIPAL	130.622,87
AM	130140	EIRUNEPE	MUNICIPAL	176.215,19
AM	130160	FONTE BOA	MUNICIPAL	202.159,31
AM	130165	GUAJARA	MUNICIPAL	128.024,32
AM	130170	HUMAITA	MUNICIPAL	202.771,82
AM	130180	IPIXUNA	MUNICIPAL	172.306,89
AM	130185	IRANDUBA	MUNICIPAL	283.546,64
AM	130190	ITACOATIARA	MUNICIPAL	410.413,94
AM	130195	ITAMARATI	MUNICIPAL	51.938,43
AM	130200	ITAPIRANGA	MUNICIPAL	56.581,86
AM	130210	JAPURA	MUNICIPAL	106.309,00
AM	130220	JURUA	MUNICIPAL	79.473,93
AM	130230	JUTAI	MUNICIPAL	141.671,16
AM	130240	LABREA	MUNICIPAL	232.631,66
AM	130250	MANACAPURU	MUNICIPAL	692.449,95
AM	130255	MANAQUIRI	MUNICIPAL	125.881,00
AM	130260	MANAUS	MUNICIPAL	4.992,85
AM	130270	MANICORE	MUNICIPAL	370.697,65
AM	130280	MARAA	MUNICIPAL	54.488,75
AM	130290	MAUES	MUNICIPAL	344.844,77
AM	130300	NHAMUNDA	MUNICIPAL	885.770,00
AM	130310	NOVA OLINDA DO NORTE	MUNICIPAL	141.160,00
AM	130320	NOVO AIRAO	MUNICIPAL	86.241,50
AM	130330	NOVO ARIPUANA	MUNICIPAL	53.691,98
AM	130340	PARINTINS	MUNICIPAL	848.271,30
AM	130350	PAUINI	MUNICIPAL	72.423,36
AM	130353	PRESIDENTE FIGUEIREDO	MUNICIPAL	131.912,28
AM	130356	RIO PRETO DA EVA	MUNICIPAL	181.411,24
AM	130360	SANTA ISABEL DO RIO NEGRO	MUNICIPAL	81.426,65
AM	130370	SANTO ANTONIO DO ICA	MUNICIPAL	145.427,88
AM	130380	SAO GABRIEL DA CACHOEIRA	MUNICIPAL	21.158,61
AM	130390	SAO PAULO DE OLIVENCA	MUNICIPAL	150.213,58
AM	130395	SAO SEBASTIAO DO UATUMA	MUNICIPAL	58.077,70
AM	130400	SILVES	MUNICIPAL	33.681,90
AM	130406	TABATINGA	MUNICIPAL	153.319,43
AM	130410	TAPAUA	MUNICIPAL	131.113,60

AM	130420	TEFE	MUNICIPAL	489.593,96
AM	130423	TONANTINS	MUNICIPAL	135.758,76
AM	130426	UARINI	MUNICIPAL	61.087,51
AM	130430	URUCARA	MUNICIPAL	57.554,86
AM	130440	URUCURITUBA	MUNICIPAL	144.534,81
AP	160030	AMAPÁ	ESTADUAL	684.729,99
AP	160010	AMAPA	MUNICIPAL	45.248,42
AP	160020	CALCOENE	MUNICIPAL	51.910,67
AP	160021	CUTIAS	MUNICIPAL	65.887,00
AP	160023	FERREIRA GOMES	MUNICIPAL	28.356,17
AP	160025	ITAUBAL	MUNICIPAL	105.064,91
AP	160027	LARANJAL DO JARI	MUNICIPAL	128.256,53
AP	160030	MACAPA	MUNICIPAL	2.288.907,33
AP	160040	MAZAGAO	MUNICIPAL	138.137,96
AP	160050	OIAPOQUE	MUNICIPAL	111.052,31
AP	160015	PEDRA BRANCA DO AMAPARI	MUNICIPAL	20.772,89
AP	160053	PORTO GRANDE	MUNICIPAL	161.844,10
AP	160055	PRACUUBA	MUNICIPAL	27.845,53
AP	160060	SANTANA	MUNICIPAL	550.173,93
AP	160005	SERRA DO NAVIO	MUNICIPAL	49.541,14
AP	160070	TARTARUGALZINHO	MUNICIPAL	126.993,04
AP	160080	VITORIA DO JARI	MUNICIPAL	81.239,38
BA	292740	BAHIA	ESTADUAL	28.271.868,51
BA	290010	ABAIRA	MUNICIPAL	55.177,33
BA	290020	ABARE	MUNICIPAL	130.530,64

BA	290030	ACAJUTIBA	MUNICIPAL	153.423,97
BA	290035	ADUSTINA	MUNICIPAL	107.295,66
BA	290040	AGUA FRIA	MUNICIPAL	72.513,35
BA	290060	AIQUARA	MUNICIPAL	40.078,62
BA	290070	ALAGOINHAS	MUNICIPAL	262.308,95
BA	290080	ALCOBACA	MUNICIPAL	155.270,33
BA	290090	ALMADINA	MUNICIPAL	46.379,04
BA	290100	AMARGOSA	MUNICIPAL	199.892,32
BA	290110	AMELIA RODRIGUES	MUNICIPAL	105.701,05
BA	290115	AMERICA DOURADA	MUNICIPAL	145.528,32
BA	290120	ANAGE	MUNICIPAL	144.380,29
BA	290130	ANDARAI	MUNICIPAL	38.877,95
BA	290135	ANDORINHA	MUNICIPAL	64.436,83
BA	290140	ANGICAL	MUNICIPAL	80.299,37
BA	290150	ANGUERA	MUNICIPAL	89.187,59
BA	290160	ANTAS	MUNICIPAL	54.729,60
BA	290170	ANTONIO CARDOSO	MUNICIPAL	48.080,78
BA	290180	ANTONIO GONCALVES	MUNICIPAL	65.842,05
BA	290190	APORA	MUNICIPAL	109.806,94
BA	290195	APUAREMA	MUNICIPAL	45.538,64
BA	290205	ARACAS	MUNICIPAL	62.430,61
BA	290200	ARACATU	MUNICIPAL	93.634,60
BA	290210	ARACI	MUNICIPAL	290.568,44
BA	290220	ARAMARI	MUNICIPAL	39.630,39
BA	290225	ARATACA	MUNICIPAL	54.227,49
BA	290230	ARATUIPE	MUNICIPAL	44.994,13

BA	290240	AURELINO LEAL	MUNICIPAL	78.314,43
BA	290250	BAIANOPOLIS	MUNICIPAL	96.670,32
BA	290260	BAIXA GRANDE	MUNICIPAL	101.519,88
BA	290265	BANZAE	MUNICIPAL	53.917,86
BA	290270	BARRA	MUNICIPAL	128.817,49
BA	290280	BARRA DA ESTIVA	MUNICIPAL	65.134,76
BA	290290	BARRA DO CHOCA	MUNICIPAL	154.669,19
BA	290300	BARRA DO MENDES	MUNICIPAL	122.549,94
BA	290310	BARRA DO ROCHA	MUNICIPAL	51.511,76
BA	290320	BARREIRAS	MUNICIPAL	224.226,87
BA	290323	BARRO ALTO	MUNICIPAL	26.610,56
BA	290330	BARRO PRETO	MUNICIPAL	70.987,31
BA	290327	BARROCAS	MUNICIPAL	97.742,75
BA	290340	BELMONTE	MUNICIPAL	107.117,36
BA	290350	BELO CAMPO	MUNICIPAL	144.085,13
BA	290360	BIRITINGA	MUNICIPAL	107.130,40
BA	290370	BOA NOVA	MUNICIPAL	78.456,77
BA	290380	BOA VISTA DO TUPIM	MUNICIPAL	97.165,38
BA	290390	BOM JESUS DA LAPA	MUNICIPAL	670.662,50
BA	290395	BOM JESUS DA SERRA	MUNICIPAL	72.474,25
BA	290400	BONINAL	MUNICIPAL	73.301,78
BA	290405	BONITO	MUNICIPAL	163.258,91
BA	290410	BOQUIRA	MUNICIPAL	169.957,96
BA	290420	BOTUPORA	MUNICIPAL	111.829,39
BA	290430	BREJOES	MUNICIPAL	100.194,99
BA	290440	BREJOLANDIA	MUNICIPAL	65.583,84
BA	290450	BROTAS DE MACAUBAS	MUNICIPAL	75.217,06
BA	290460	BRUMADO	MUNICIPAL	397.871,22
BA	290470	BUERAREMA	MUNICIPAL	93.780,06
BA	290475	BURITIRAMA	MUNICIPAL	72.320,31
BA	290480	CAATIBA	MUNICIPAL	68.886,24
BA	290485	CABACEIRAS DO PARAGUACU	MUNICIPAL	96.174,26
BA	290490	CACHOEIRA	MUNICIPAL	137.206,69
BA	290500	CACULE	MUNICIPAL	131.269,90
BA	290510	CAEM	MUNICIPAL	64.755,01
BA	290515	CAETANOS	MUNICIPAL	45.500,95
BA	290520	CAETITE	MUNICIPAL	391.450,93
BA	290530	CAFARNAUM	MUNICIPAL	96.158,67
BA	290540	CAIRU	MUNICIPAL	172.325,96
BA	290550	CALDEIRAO GRANDE	MUNICIPAL	66.870,60
BA	290560	CAMACAN	MUNICIPAL	66.794,59
BA	290570	CAMACARI	MUNICIPAL	179.673,32
BA	290580	CAMAMU	MUNICIPAL	169.303,64
BA	290590	CAMPO ALEGRE DE LOURDES	MUNICIPAL	143.508,10
BA	290600	CAMPO FORMOSO	MUNICIPAL	8.936,64
BA	290610	CANAPOLIS	MUNICIPAL	66.483,87
BA	290620	CANARANA	MUNICIPAL	158.357,73
BA	290630	CANAVIEIRAS	MUNICIPAL	116.460,74
BA	290640	CANDEAL	MUNICIPAL	46.209,99
BA	290660	CANDIBA	MUNICIPAL	66.550,03
BA	290670	CANDIDO SALES	MUNICIPAL	144.584,77
BA	290680	CANSANCAO	MUNICIPAL	126.299,38

BA	291540	ITAJU DO COLONIA	MUNICIPAL	51.866,25
BA	291550	ITAJUIPE	MUNICIPAL	112.109,56
BA	291560	ITAMARAJU	MUNICIPAL	448.269,43
BA	291570	ITAMARI	MUNICIPAL	39.967,89
BA	291580	ITAMBE	MUNICIPAL	57.422,66
BA	291590	ITANAGRA	MUNICIPAL	70.200,38
BA	291600	ITANHEM	MUNICIPAL	116.196,42
BA	291610	ITAPARICA	MUNICIPAL	68.690,34
BA	291620	ITAPE	MUNICIPAL	53.537,56
BA	291630	ITAPEBI	MUNICIPAL	48.319,81
BA	291640	ITAPETINGA	MUNICIPAL	279.414,64
BA	291650	ITAPICURU	MUNICIPAL	75.094,84
BA	291660	ITAPITANGA	MUNICIPAL	85.156,99
BA	291670	ITAQUARA	MUNICIPAL	60.146,20
BA	291680	ITARANTIM	MUNICIPAL	93.580,88
BA	291685	ITATIM	MUNICIPAL	76.618,59
BA	291690	ITIRUCU	MUNICIPAL	90.000,88
BA	291700	ITIUBA	MUNICIPAL	174.898,71
BA	291710	ITORORO	MUNICIPAL	81.141,21
BA	291720	ITUACU	MUNICIPAL	105.108,35
BA	291730	ITUBERA	MUNICIPAL	109.122,96
BA	291733	IUIU	MUNICIPAL	65.490,62
BA	291740	JACARACI	MUNICIPAL	111.978,52
BA	291750	JACOBINA	MUNICIPAL	272.416,23
BA	291760	JAGUAQUARA	MUNICIPAL	183.434,65
BA	291770	JAGUARARI	MUNICIPAL	17.305,89
BA	291780	JAGUARIFE	MUNICIPAL	98.882,92
BA	291790	JANDAIRA	MUNICIPAL	37.070,03
BA	291800	JEQUIE	MUNICIPAL	366.520,57
BA	291810	JEREMOABO	MUNICIPAL	131.848,21
BA	291820	JQUIRICA	MUNICIPAL	83.839,91
BA	291830	JITAUNA	MUNICIPAL	75.910,03
BA	291835	JOAO DOURADO	MUNICIPAL	115.198,61
BA	291840	JUAZEIRO	MUNICIPAL	840.866,48
BA	291845	JUCURUCU	MUNICIPAL	45.877,91
BA	291850	JUSSARA	MUNICIPAL	89.782,77
BA	291855	JUSSARI	MUNICIPAL	36.807,75
BA	291860	JUSSIAPE	MUNICIPAL	74.932,61
BA	291870	LAFAIETE COUTINHO	MUNICIPAL	58.221,00
BA	291875	LAGOA REAL	MUNICIPAL	62.409,14
BA	291880	LAJE	MUNICIPAL	187.017,42
BA	291890	LAJEDAO	MUNICIPAL	58.507,11
BA	291900	LAJEDINHO	MUNICIPAL	8.838,17
BA	291905	LAJEDO DO TABOCAL	MUNICIPAL	73.269,09
BA	291910	LAMARAO	MUNICIPAL	69.501,10
BA	291915	LAPAO	MUNICIPAL	143.022,26
BA	291920	LAURO DE FREITAS	MUNICIPAL	914.975,82
BA	291930	LENCOIS	MUNICIPAL	61.423,65
BA	291940	LICINIO DE ALMEIDA	MUNICIPAL	81.121,87
BA	291950	LIVRAMENTO DE NOSSA SENHORA	MUNICIPAL	232.439,60
BA	291955	LUIS EDUARDO MAGALHAES	MUNICIPAL	305.064,45
BA	291960	MACAJUBA	MUNICIPAL	39.749,42

BA	290682	CANUDOS	MUNICIPAL	76.536,29
BA	290685	CAPELA DO ALTO ALEGRE	MUNICIPAL	42.806,09
BA	290687	CAPIM GROSSO	MUNICIPAL	117.401,86
BA	290689	CARAIBAS	MUNICIPAL	64.836,88
BA	290690	CARAVELAS	MUNICIPAL	140.350,84
BA	290700	CARDEAL DA SILVA	MUNICIPAL	61.017,89
BA	290710	CARINHANHA	MUNICIPAL	115.876,46
BA	290720	CASA NOVA	MUNICIPAL	224.966,25
BA	290730	CASTRO ALVES	MUNICIPAL	169.550,67
BA	290740	CATOLANDIA	MUNICIPAL	32.710,57

BA	290750	CATU	MUNICIPAL	94.058,50
BA	290755	CATURAMA	MUNICIPAL	74.647,43
BA	290760	CENTRAL	MUNICIPAL	128.452,02
BA	290770	CHORROCHO	MUNICIPAL	118.221,69
BA	290780	CICERO DANTAS	MUNICIPAL	106.540,45
BA	290790	CIPO	MUNICIPAL	77.972,00
BA	290800	COARACI	MUNICIPAL	166.950,30
BA	290810	COCOS	MUNICIPAL	125.713,40
BA	290820	CONGEICAO DA FEIRA	MUNICIPAL	94.530,81
BA	290830	CONCEICAO DO ALMEIDA	MUNICIPAL	136.050,79
BA	290840	CONCEICAO DO COITE	MUNICIPAL	177.700,14
BA	290850	CONCEICAO DO JACUIPE	MUNICIPAL	185.988,69
BA	290860	CONDE	MUNICIPAL	86.959,73
BA	290870	CONDEUBA	MUNICIPAL	44.236,00
BA	290880	CONTENDAS DO SINCORA	MUNICIPAL	42.187,32
BA	290890	CORACAO DE MARIA	MUNICIPAL	104.474,61
BA	290900	CORDEIROS	MUNICIPAL	61.524,47
BA	290910	CORIBE	MUNICIPAL	125.549,93
BA	290920	CORONEL JOAO SA	MUNICIPAL	93.792,18
BA	290930	CORRENTINA	MUNICIPAL	87.253,87
BA	290940	COTEGIPE	MUNICIPAL	59.477,18
BA	290950	CRAVOLANDIA	MUNICIPAL	55.308,37
BA	290960	CRISOPOLIS	MUNICIPAL	108.525,72
BA	290970	CRISTOPOLIS	MUNICIPAL	79.880,50
BA	290980	CRUZ DAS ALMAS	MUNICIPAL	279.400,74
BA	290990	CURACA	MUNICIPAL	80.859,17
BA	291000	DARIO MEIRA	MUNICIPAL	88.402,92
BA	291005	DIAS D'AVILA	MUNICIPAL	263.638,82
BA	291010	DOM BASILIO	MUNICIPAL	120.509,82
BA	291020	DOM MACEDO COSTA	MUNICIPAL	13.655,67
BA	291030	ELISIO MEDRADO	MUNICIPAL	73.322,93
BA	291040	ENCRUZILHADA	MUNICIPAL	132.013,07
BA	291050	ENTRE RIOS	MUNICIPAL	333.320,10
BA	290050	ERICO CARDOSO	MUNICIPAL	69.528,64
BA	291060	ESPLANADA	MUNICIPAL	100.098,84
BA	291070	EUCLIDES DA CUNHA	MUNICIPAL	188.102,14
BA	291072	EUNAPOLIS	MUNICIPAL	341.137,57
BA	291075	FATIMA	MUNICIPAL	97.732,44
BA	291077	FEIRA DA MATA	MUNICIPAL	21.089,10
BA	291080	FEIRA DE SANTANA	MUNICIPAL	2.303.453,94
BA	291085	FILADELFIA	MUNICIPAL	161.178,94



BA	291090	FIRMINO ALVES	MUNICIPAL	62.335,67
BA	291100	FLORESTA AZUL	MUNICIPAL	65.863,16
BA	291110	FORMOSA DO RIO PRETO	MUNICIPAL	105.805,10
BA	291120	GANDU	MUNICIPAL	148.889,11
BA	291125	GAVIAO	MUNICIPAL	33.163,76
BA	291130	GENTIO DO OURO	MUNICIPAL	76.253,74
BA	291140	GLORIA	MUNICIPAL	55.030,78
BA	291150	GONGOGI	MUNICIPAL	78.288,19
BA	291160	GOVERNADOR MANGABEIRA	MUNICIPAL	120.319,54
BA	291165	GUAJERU	MUNICIPAL	56.664,46
BA	291170	GUANAMBI	MUNICIPAL	376.247,29
BA	291180	GUARATINGA	MUNICIPAL	86.687,74
BA	291185	HELIOPOLIS	MUNICIPAL	60.619,84
BA	291190	IACU	MUNICIPAL	108.317,95
BA	291200	IBIASSUCE	MUNICIPAL	95.897,47
BA	291210	IBICARAI	MUNICIPAL	134.425,30
BA	291220	IBICOARA	MUNICIPAL	136.435,75
BA	291230	IBICUI	MUNICIPAL	107.750,81
BA	291240	IBIPEBA	MUNICIPAL	81.797,90
BA	291250	IBIPITANGA	MUNICIPAL	84.617,27
BA	291260	IBIQUERA	MUNICIPAL	44.698,18
BA	291270	IBIRAPITANGA	MUNICIPAL	99.587,49
BA	291280	IBIRAPUA	MUNICIPAL	52.518,60
BA	291290	IBIRATAIA	MUNICIPAL	80.273,33
BA	291300	IBITIARA	MUNICIPAL	71.549,39
BA	291310	IBITITA	MUNICIPAL	134.752,31
BA	291320	IBOTIRAMA	MUNICIPAL	264.913,56
BA	291330	ICHU	MUNICIPAL	50.752,31
BA	291340	IGAPORA	MUNICIPAL	108.748,50
BA	291345	IGRAPIUNA	MUNICIPAL	107.567,69
BA	291350	IGUAI	MUNICIPAL	68.104,25
BA	291360	ILHEUS	MUNICIPAL	299.776,80
BA	291370	INHAMBUPE	MUNICIPAL	120.708,46
BA	291380	IPECAETA	MUNICIPAL	126.457,73
BA	291390	IPIAU	MUNICIPAL	83.072,12
BA	291400	IPIRA	MUNICIPAL	165.240,58
BA	291410	IPIUPIARA	MUNICIPAL	75.677,86
BA	291420	IRAJUBA	MUNICIPAL	64.803,06
BA	291430	IRAMAIA	MUNICIPAL	76.339,17
BA	291440	IRAQUARA	MUNICIPAL	103.434,70
BA	291450	IRARA	MUNICIPAL	162.274,32
BA	291460	IRECE	MUNICIPAL	192.490,00
BA	291465	ITABELA	MUNICIPAL	84.978,34
BA	291470	ITABERABA	MUNICIPAL	294.340,30
BA	291480	ITABUNA	MUNICIPAL	853.030,82
BA	291490	ITACARE	MUNICIPAL	154.751,16
BA	291500	ITAETE	MUNICIPAL	64.450,42

BA	291510	ITAGI	MUNICIPAL	80.144,56
BA	291520	ITAGIBA	MUNICIPAL	22.556,76
BA	291530	ITAGIMIRIM	MUNICIPAL	62.978,94
BA	291535	ITAGUACU DA BAHIA	MUNICIPAL	111.267,02

BA	291970	MACARANI	MUNICIPAL	95.831,31
BA	291980	MACAUBAS	MUNICIPAL	346.089,82
BA	291990	MACURURE	MUNICIPAL	67.749,01
BA	291992	MADRE DE DEUS	MUNICIPAL	118.476,09
BA	291995	MAETINGA	MUNICIPAL	61.327,30
BA	292000	MAIQUINIQUE	MUNICIPAL	101.388,63
BA	292010	MAIRI	MUNICIPAL	29.502,63
BA	292020	MALHADA	MUNICIPAL	111.135,43
BA	292030	MALHADA DE PEDRAS	MUNICIPAL	68.911,50
BA	292040	MANOEL VITORINO	MUNICIPAL	81.103,68
BA	292045	MANSIDAO	MUNICIPAL	30.250,27
BA	292050	MARACAS	MUNICIPAL	126.903,42
BA	292060	MARAGOGIPE	MUNICIPAL	154.391,61
BA	292070	MARAU	MUNICIPAL	152.081,83
BA	292080	MARCIONILIO SOUZA	MUNICIPAL	75.431,70
BA	292090	MASCOTE	MUNICIPAL	61.458,81
BA	292100	MATA DE SAO JOAO	MUNICIPAL	248.934,36
BA	292105	MATINA	MUNICIPAL	91.317,63
BA	292110	MEDEIROS NETO	MUNICIPAL	132.401,15
BA	292120	MIGUEL CALMON	MUNICIPAL	65.833,07
BA	292130	MILAGRES	MUNICIPAL	85.446,29
BA	292140	MIRANGABA	MUNICIPAL	99.260,07
BA	292145	MIRANTE	MUNICIPAL	57.679,12
BA	292150	MONTE SANTO	MUNICIPAL	271.776,42
BA	292160	MORPARA	MUNICIPAL	58.372,78
BA	292170	MORRO DO CHAPEU	MUNICIPAL	300.848,16
BA	292180	MORTUGABA	MUNICIPAL	65.580,57
BA	292190	MUCUGE	MUNICIPAL	73.469,99
BA	292200	MUCURI	MUNICIPAL	240.966,54
BA	292205	MULUNGU DO MORRO	MUNICIPAL	144.863,76
BA	292210	MUNDO NOVO	MUNICIPAL	89.449,09
BA	292220	MUNIZ FERREIRA	MUNICIPAL	48.083,86

BA	292225	MUQUEM DE SAO FRANCISCO	MUNICIPAL	51.471,60
BA	292230	MURITIBA	MUNICIPAL	131.719,88
BA	292240	MUTUIPE	MUNICIPAL	54.789,33
BA	292250	NAZARE	MUNICIPAL	93.170,60
BA	292260	NILO PECANHA	MUNICIPAL	78.286,76
BA	292265	NORDESTINA	MUNICIPAL	79.633,64
BA	292270	NOVA CANAA	MUNICIPAL	67.571,87
BA	292273	NOVA FATIMA	MUNICIPAL	45.326,66
BA	292275	NOVA IBIA	MUNICIPAL	57.937,53
BA	292280	NOVA ITARANA	MUNICIPAL	82.977,09
BA	292285	NOVA REDENCAO	MUNICIPAL	55.085,58
BA	292290	NOVA SOURE	MUNICIPAL	143.984,34
BA	292300	NOVA VICOSA	MUNICIPAL	149.149,47
BA	292303	NOVO HORIZONTE	MUNICIPAL	61.258,32
BA	292305	NOVO TRIUNFO	MUNICIPAL	43.345,65
BA	292310	OLINDINA	MUNICIPAL	125.967,41
BA	292320	OLIVEIRA DOS BREJINHOS	MUNICIPAL	177.826,07
BA	292330	OURICANGAS	MUNICIPAL	54.091,67
BA	292335	OUROLANDIA	MUNICIPAL	126.208,58

BA	292340	PALMAS DE MONTE ALTO	MUNICIPAL	146.336,14
BA	292350	PALMEIRAS	MUNICIPAL	51.305,81
BA	292360	PARAMIRIM	MUNICIPAL	279.383,11
BA	292370	PARATINGA	MUNICIPAL	163.933,60
BA	292380	PARIPIRANGA	MUNICIPAL	94.031,53
BA	292390	PAU BRASIL	MUNICIPAL	65.644,82
BA	292400	PAULO AFONSO	MUNICIPAL	520.723,90
BA	292405	PE DE SERRA	MUNICIPAL	45.314,65
BA	292410	PEDRAO	MUNICIPAL	49.297,39
BA	292420	PEDRO ALEXANDRE	MUNICIPAL	81.332,95
BA	292430	PIATA	MUNICIPAL	120.335,56
BA	292440	PILAO ARCADEO	MUNICIPAL	122.827,47
BA	292450	PINDAI	MUNICIPAL	91.813,23
BA	292460	PINDOBACU	MUNICIPAL	66.792,63
BA	292465	PINTADAS	MUNICIPAL	17.043,28
BA	292467	PIRAI DO NORTE	MUNICIPAL	81.108,59
BA	292470	PIRIPA	MUNICIPAL	62.585,39
BA	292480	PIRITIBA	MUNICIPAL	28.234,80
BA	292490	PLANALTINO	MUNICIPAL	63.900,42
BA	292500	PLANALTO	MUNICIPAL	170.662,69
BA	292510	POCOES	MUNICIPAL	149.390,92
BA	292520	POJUCA	MUNICIPAL	163.016,90
BA	292525	PONTO NOVO	MUNICIPAL	215.548,39
BA	292530	PORTO SEGURO	MUNICIPAL	162.197,29
BA	292540	POTIRAGUA	MUNICIPAL	67.968,75
BA	292550	PRADO	MUNICIPAL	149.207,97
BA	292560	PRESIDENTE DUTRA	MUNICIPAL	93.581,71
BA	292570	PRESIDENTE JANIO QUADROS	MUNICIPAL	109.921,66
BA	292575	PRESIDENTE TANCREDO NEVES	MUNICIPAL	104.257,34
BA	292580	QUEIMADAS	MUNICIPAL	92.412,32
BA	292590	QUIJINGUE	MUNICIPAL	95.868,67
BA	292593	QUIXABEIRA	MUNICIPAL	36.574,86
BA	292595	RAFAEL JAMBEIRO	MUNICIPAL	173.806,30
BA	292600	REMANSO	MUNICIPAL	135.539,60
BA	292610	RETIROLANDIA	MUNICIPAL	113.338,94
BA	292620	RIACHAO DAS NEVES	MUNICIPAL	105.350,19
BA	292630	RIACHAO DO JACUIPE	MUNICIPAL	5.825,98
BA	292640	RIACHO DE SANTANA	MUNICIPAL	179.088,87
BA	292650	RIBEIRA DO AMPARO	MUNICIPAL	81.409,42
BA	292660	RIBEIRA DO POMBAL	MUNICIPAL	141.560,67
BA	292665	RIBEIRAO DO LARGO	MUNICIPAL	36.851,07
BA	292670	RIO DE CONTAS	MUNICIPAL	104.665,33
BA	292680	RIO DO ANTONIO	MUNICIPAL	105.744,41
BA	292690	RIO DO PIRES	MUNICIPAL	119.132,97
BA	292700	RIO REAL	MUNICIPAL	222.000,72
BA	292710	RODELAS	MUNICIPAL	113.352,20
BA	292720	RUY BARBOSA	MUNICIPAL	105.809,65
BA	292730	SALINAS DA MARGARIDA	MUNICIPAL	90.690,00
BA	292740	SALVADOR	MUNICIPAL	4.398.249,55
BA	292750	SANTA BARBARA	MUNICIPAL	112.862,77
BA	292760	SANTA BRIGIDA	MUNICIPAL	67.735,43
BA	292770	SANTA CRUZ CABRALIA	MUNICIPAL	33.341,91



BA	292780	SANTA CRUZ DA VITORIA	MUNICIPAL	29.744,27
BA	292790	SANTA INES	MUNICIPAL	101.379,70
BA	292805	SANTA LUZIA	MUNICIPAL	66.744,76
BA	292810	SANTA MARIA DA VITORIA	MUNICIPAL	275.442,05
BA	292840	SANTA RITA DE CASSIA	MUNICIPAL	59.267,84
BA	292850	SANTA TERESINHA	MUNICIPAL	93.925,48
BA	292800	SANTALUZ	MUNICIPAL	173.748,96
BA	292820	SANTANA	MUNICIPAL	119.400,12
BA	292830	SANTANOPOLIS	MUNICIPAL	62.005,18
BA	292860	SANTO AMARO	MUNICIPAL	232.634,61
BA	292870	SANTO ANTONIO DE JESUS	MUNICIPAL	175.811,89
BA	292880	SANTO ESTEVAO	MUNICIPAL	241.235,62
BA	292890	SAO DESIDERIO	MUNICIPAL	191.261,75
BA	292895	SAO DOMINGOS.	MUNICIPAL	80.925,83
BA	292910	SAO FELIPE	MUNICIPAL	159.521,90
BA	292900	SAO FELIX	MUNICIPAL	43.082,21
BA	292905	SAO FELIX DO CORIBE	MUNICIPAL	128.686,94

BA	292920	SAO FRANCISCO DO CONDE	MUNICIPAL	281.020,71
BA	292925	SAO GABRIEL	MUNICIPAL	104.162,92
BA	292930	SAO GONCALO DOS CAMPOS	MUNICIPAL	83.521,47
BA	292935	SAO JOSE DA VITORIA	MUNICIPAL	61.131,13
BA	292937	SAO JOSE DO JACUIPE	MUNICIPAL	22.181,65
BA	292940	SAO MIGUEL DAS MATAS	MUNICIPAL	90.997,88
BA	292950	SAO SEBASTIAO DO PASSE	MUNICIPAL	212.288,01
BA	292960	SAPEACU	MUNICIPAL	210.100,34
BA	292970	SATIRO DIAS	MUNICIPAL	137.639,37
BA	292975	SAUBARA	MUNICIPAL	75.358,53
BA	292980	SAUDE	MUNICIPAL	93.369,71
BA	292990	SEABRÁ	MUNICIPAL	116.161,40
BA	293000	SEBASTIAO LARANJEIRAS	MUNICIPAL	82.483,31
BA	293010	SENHOR DO BONFIM	MUNICIPAL	442.282,04
BA	293020	SENTO SE	MUNICIPAL	50.567,07
BA	293015	SERRA DO RAMALHO	MUNICIPAL	213.741,67
BA	293030	SERRA DOURADA	MUNICIPAL	121.096,88
BA	293040	SERRA PRETA	MUNICIPAL	100.202,86
BA	293050	SERRINHA	MUNICIPAL	539.800,30
BA	293060	SERROLANDIA	MUNICIPAL	38.994,29
BA	293070	SIMOES FILHO	MUNICIPAL	610.440,93
BA	293076	SITIO DO QUINTO	MUNICIPAL	67.012,33
BA	293077	SOBRADINHO	MUNICIPAL	124.456,90
BA	293080	SOUTO SOARES	MUNICIPAL	87.530,88
BA	293090	TABOCAS DO BREJO VELHO	MUNICIPAL	72.138,60
BA	293100	TANHACU	MUNICIPAL	101.964,91
BA	293105	TANQUE NOVO	MUNICIPAL	140.331,29
BA	293110	TANQUINHO	MUNICIPAL	6.723,81
BA	293120	TAPEROA	MUNICIPAL	114.954,60
BA	293130	TAPIRAMUTA	MUNICIPAL	97.509,63
BA	293135	TEIXEIRA DE FREITAS	MUNICIPAL	953.800,31
BA	293140	TEODORO SAMPAIO	MUNICIPAL	51.899,04
BA	293150	TEOFILANDIA	MUNICIPAL	137.911,95
BA	293160	TEOLANDIA	MUNICIPAL	84.709,14

BA	293170	TERRA NOVA	MUNICIPAL	69.435,00
BA	293180	TREMEDAL	MUNICIPAL	144.435,84
BA	293190	TUCANO	MUNICIPAL	231.471,99
BA	293200	UAUA	MUNICIPAL	148.500,19
BA	293210	UBAIRA	MUNICIPAL	83.656,20
BA	293220	UBAITABA	MUNICIPAL	89.646,47
BA	293230	UBATA	MUNICIPAL	130.116,67
BA	293240	UIBAI	MUNICIPAL	68.897,87
BA	293245	UMBURANAS	MUNICIPAL	114.924,00
BA	293250	UNA	MUNICIPAL	134.388,19
BA	293260	URANDI	MUNICIPAL	126.910,57
BA	293270	URUCUCA	MUNICIPAL	101.450,84
BA	293280	UTINGA	MUNICIPAL	30.173,76
BA	293290	VALENCA	MUNICIPAL	243.875,89
BA	293300	VALENTE	MUNICIPAL	139.009,89
BA	293305	VARZEA DA ROCA	MUNICIPAL	34.748,49
BA	293310	VARZEA DO POCO	MUNICIPAL	29.362,47
BA	293315	VARZEA NOVA	MUNICIPAL	71.131,70
BA	293317	VARZEDO	MUNICIPAL	33.739,64
BA	293320	VERA CRUZ	MUNICIPAL	159.640,53
BA	293325	VEREDA	MUNICIPAL	59.564,19
BA	293330	VITORIA DA CONQUISTA	MUNICIPAL	1.204.365,64
BA	293340	WAGNER	MUNICIPAL	26.189,72
BA	293345	WANDERLEY	MUNICIPAL	84.740,12
BA	293350	WENCESLAU GUIMARAES	MUNICIPAL	103.885,20
BA	293360	XIQUE-XIQUE	MUNICIPAL	240.376,04
CE	230440	CEARÁ	ESTADUAL	5.699.122,74
CE	230010	ABAIARA	MUNICIPAL	26.672,71
CE	230015	ACARAPE	MUNICIPAL	60.684,93
CE	230020	ACARAU	MUNICIPAL	336.059,67
CE	230030	ACOIPIARA	MUNICIPAL	325.512,30
CE	230040	AIUABA	MUNICIPAL	116.557,57
CE	230050	ALCANTARAS	MUNICIPAL	69.723,42
CE	230060	ALTANEIRA	MUNICIPAL	53.406,19
CE	230070	ALTO SANTO	MUNICIPAL	98.573,15
CE	230075	AMONTADA	MUNICIPAL	198.041,81
CE	230080	ANTONINA DO NORTE	MUNICIPAL	62.610,01
CE	230090	APIARES	MUNICIPAL	65.071,08
CE	230100	AQUIRAZ	MUNICIPAL	510.745,47
CE	230110	ARACATI	MUNICIPAL	422.417,13
CE	230120	ARACOIABA	MUNICIPAL	261.048,99
CE	230125	ARARENDA	MUNICIPAL	58.430,92
CE	230130	ARARIPE	MUNICIPAL	45.655,14
CE	230140	ARATUBA	MUNICIPAL	49.775,88
CE	230150	ARNEIROZ	MUNICIPAL	65.303,92
CE	230160	ASSARE	MUNICIPAL	73.689,28
CE	230170	AURORA	MUNICIPAL	146.993,64
CE	230180	BAIXIO	MUNICIPAL	90.199,80
CE	230185	BANABUIU	MUNICIPAL	90.859,25
CE	230190	BARBALHA	MUNICIPAL	1.472.541,10
CE	230195	BARREIRA	MUNICIPAL	50.092,67
CE	230200	BARRO	MUNICIPAL	98.871,24

CE	230205	BARROQUINHA	MUNICIPAL	78.779,64
CE	230210	BATURITE	MUNICIPAL	319.461,08
CE	230220	BEBERIBE	MUNICIPAL	97.343,87
CE	230230	BELA CRUZ	MUNICIPAL	157.943,79
CE	230240	BOA VIAGEM	MUNICIPAL	218.468,57
CE	230250	BREJO SANTO	MUNICIPAL	345.154,94
CE	230260	CAMOCIM	MUNICIPAL	262.703,84
CE	230270	CAMPOS SALES	MUNICIPAL	85.024,57
CE	230280	CANINDE	MUNICIPAL	397.607,57
CE	230290	CAPISTRANO	MUNICIPAL	106.094,46
CE	230300	CARIDADE	MUNICIPAL	84.051,14
CE	230310	CARIRE	MUNICIPAL	98.083,48
CE	230320	CARIRIACU	MUNICIPAL	94.081,16
CE	230330	CARIUS	MUNICIPAL	56.282,23
CE	230340	CARNAUBAL	MUNICIPAL	159.125,27
CE	230350	CASCAVEL	MUNICIPAL	400.563,55
CE	230360	CATARINA	MUNICIPAL	95.427,86
CE	230365	CATUNDA	MUNICIPAL	77.673,14
CE	230370	CAUCAIA	MUNICIPAL	1.325.465,52
CE	230380	CEDRO	MUNICIPAL	67.798,13
CE	230390	CHAVAL	MUNICIPAL	103.657,27
CE	230393	CHORO	MUNICIPAL	65.386,02
CE	230395	CHOROZINHO	MUNICIPAL	89.544,32
CE	230400	COREAU	MUNICIPAL	155.667,33
CE	230410	CRATEUS	MUNICIPAL	628.932,10
CE	230420	CRATO	MUNICIPAL	802.568,98
CE	230423	CROATA	MUNICIPAL	38.150,31
CE	230425	CRUZ	MUNICIPAL	157.550,01
CE	230426	DEPUTADO IRAPUAN PINHEIRO	MUNICIPAL	72.469,65
CE	230427	ERERE	MUNICIPAL	77.302,38
CE	230428	EUSEBIO	MUNICIPAL	465.927,13
CE	230430	FARIAS BRITO	MUNICIPAL	77.142,72
CE	230435	FORQUILHA	MUNICIPAL	124.399,78
CE	230440	FORTALEZA	MUNICIPAL	7.925.410,28
CE	230445	FORTIM	MUNICIPAL	156.948,08
CE	230450	FRECHEIRINHA	MUNICIPAL	122.098,57
CE	230460	GENERAL SAMPAIO	MUNICIPAL	45.004,96
CE	230465	GRACA	MUNICIPAL	83.990,78
CE	230470	GRANJA	MUNICIPAL	189.343,25
CE	230480	GRANJEIRO	MUNICIPAL	12.427,97
CE	230490	GROAIRAS	MUNICIPAL	53.239,81
CE	230495	GUAIUBA	MUNICIPAL	19.339,98
CE	230500	GUARACIABA DO NORTE	MUNICIPAL	141.326,38
CE	230510	GUARAMIRANGA	MUNICIPAL	42.609,05
CE	230520	HIDROLANDIA	MUNICIPAL	65.858,52
CE	230523	HORIZONTE	MUNICIPAL	235.278,26
CE	230526	IBARETAMA	MUNICIPAL	71.420,98
CE	230530	IBIAPINA	MUNICIPAL	191.027,08
CE	230533	IBICUITINGA	MUNICIPAL	58.587,80
CE	230535	ICAPUI	MUNICIPAL	62.901,79
CE	230540	ICO	MUNICIPAL	342.312,85

CE	230550	IGUATU	MUNICIPAL	209.405,31
CE	230560	INDEPENDENCIA	MUNICIPAL	132.009,10
CE	230565	IPAPORANGA	MUNICIPAL	121.633,54
CE	230570	IPAUMIRIM	MUNICIPAL	21.045,22
CE	230580	IPU	MUNICIPAL	171.129,77
CE	230590	IPUEIRAS	MUNICIPAL	180.090,68
CE	230600	IRACEMA	MUNICIPAL	67.264,93
CE	230610	IRAUCUBA	MUNICIPAL	114.551,44
CE	230620	ITAICABA	MUNICIPAL	76.572,83
CE	230625	ITAITINGA	MUNICIPAL	137.264,22
CE	230630	ITAPAGE	MUNICIPAL	308.013,50
CE	230640	ITAPIPOCA	MUNICIPAL	559.167,63
CE	230650	ITAPIUNA	MUNICIPAL	93.425,34
CE	230655	ITAREMA	MUNICIPAL	184.051,48
CE	230660	ITATIRA	MUNICIPAL	172.210,68
CE	230670	JAGUARETAMA	MUNICIPAL	91.445,53
CE	230680	JAGUARIBARA	MUNICIPAL	85.015,39
CE	230690	JAGUARIBE	MUNICIPAL	119.470,64
CE	230700	JAGUARUANA	MUNICIPAL	164.534,16
CE	230710	JARDIM	MUNICIPAL	94.035,18
CE	230720	JATI	MUNICIPAL	75.557,10
CE	230725	JIOCA DE JERICOACOARA	MUNICIPAL	117.566,58
CE	230730	JUAZEIRO DO NORTE	MUNICIPAL	913.172,48
CE	230740	JUCAS	MUNICIPAL	164.118,72
CE	230750	LAVRAS DA MANGABEIRA	MUNICIPAL	119.201,92
CE	230760	LIMOEIRO DO NORTE	MUNICIPAL	429.569,41
CE	230763	MADALENA	MUNICIPAL	125.189,44
CE	230765	MARACANAU	MUNICIPAL	1.458.577,90
CE	230770	MARANGUAPE	MUNICIPAL	340.801,08
CE	230780	MARCO	MUNICIPAL	102.966,42
CE	230790	MARTINOPOLE	MUNICIPAL	95.847,80
CE	230800	MASSAPE	MUNICIPAL	136.884,36
CE	230810	MAURITI	MUNICIPAL	122.127,41
CE	230820	MERUOCA	MUNICIPAL	61.948,63
CE	230830	MILAGRES	MUNICIPAL	192.500,76
CE	230835	MILHA	MUNICIPAL	55.573,19
CE	230837	MIRAIMA	MUNICIPAL	138.412,02
CE	230840	MISSAO VELHA	MUNICIPAL	156.771,73
CE	230850	MOMBACA	MUNICIPAL	177.758,97

CE	230860	MONSENHOR TABOSA	MUNICIPAL	126.411,77
CE	230870	MORADA NOVA	MUNICIPAL	248.247,69
CE	230880	MORAUJO	MUNICIPAL	47.509,99
CE	230890	MORRINHOS	MUNICIPAL	132.041,20
CE	230900	MUCAMBO	MUNICIPAL	102.793,99
CE	230910	MULUNGU	MUNICIPAL	100.634,64
CE	230920	NOVA OLINDA	MUNICIPAL	81.958,43
CE	230930	NOVA RUSSAS	MUNICIPAL	121.596,53
CE	230940	NOVO ORIENTE	MUNICIPAL	99.963,46
CE	230945	OCARA	MUNICIPAL	153.717,94
CE	230950	OROS	MUNICIPAL	95.702,90
CE	230960	PACAJUS	MUNICIPAL	161.528,77

CE	230970	PACATUBA	MUNICIPAL	315.340,03
CE	230980	PACOTI	MUNICIPAL	63.643,10
CE	230990	PACUJA	MUNICIPAL	56.298,62
CE	231000	PALHANO	MUNICIPAL	88.313,69
CE	231010	PALMACIA	MUNICIPAL	39.893,90
CE	231020	PARACURU	MUNICIPAL	122.257,83
CE	231025	PARAIPABA	MUNICIPAL	120.885,92
CE	231030	PARAMBU	MUNICIPAL	184.213,72
CE	231040	PARAMOTI	MUNICIPAL	52.788,85
CE	231050	PEDRA BRANCA	MUNICIPAL	296.612,49
CE	231060	PENAFORTE	MUNICIPAL	27.539,76
CE	231070	PENTECOSTE	MUNICIPAL	159.458,11
CE	231080	PEREIRO	MUNICIPAL	76.131,48
CE	231085	PINDORETAMA	MUNICIPAL	102.827,43
CE	231090	PIQUET CARNEIRO	MUNICIPAL	125.493,66
CE	231095	PIRES FERREIRA	MUNICIPAL	99.513,44
CE	231100	PORANGA	MUNICIPAL	74.062,59
CE	231110	PORTEIRAS	MUNICIPAL	57.230,92
CE	231120	POTENGI	MUNICIPAL	72.303,39
CE	231123	POTIRETAMA	MUNICIPAL	77.412,78
CE	231126	QUITERIANOPOLIS	MUNICIPAL	155.963,50
CE	231130	QUIXADA	MUNICIPAL	567.714,92
CE	231135	QUIXELO	MUNICIPAL	63.069,82
CE	231140	QUIXERAMOBIM	MUNICIPAL	508.774,93
CE	231150	QUIXERE	MUNICIPAL	88.044,81
CE	231160	REDENCAO	MUNICIPAL	169.265,55
CE	231170	RERIUTABA	MUNICIPAL	148.225,94
CE	231180	RUSSAS	MUNICIPAL	362.337,47
CE	231190	SABOIEIRO	MUNICIPAL	92.948,24
CE	231195	SALITRE	MUNICIPAL	120.612,81
CE	231220	SANTA QUITERIA	MUNICIPAL	190.807,59
CE	231200	SANTANA DO ACARAU	MUNICIPAL	135.572,46
CE	231210	SANTANA DO CARIRI	MUNICIPAL	66.850,99
CE	231230	SAO BENEDITO	MUNICIPAL	235.087,84
CE	231240	SAO GONCALO DO AMARANTE	MUNICIPAL	376.420,66
CE	231250	SAO JOAO DO JAGUARIBE	MUNICIPAL	54.057,84
CE	231260	SAO LUIS DO CURU	MUNICIPAL	125.631,98
CE	231270	SENADOR POMPEU	MUNICIPAL	159.327,97
CE	231280	SENADOR SA	MUNICIPAL	56.163,66
CE	231290	SOBRAL	MUNICIPAL	2.531.993,47
CE	231300	SOLONOPOLE	MUNICIPAL	144.488,88
CE	231310	TABULEIRO DO NORTE	MUNICIPAL	303.656,91
CE	231320	TAMBORIL	MUNICIPAL	152.674,11
CE	231325	TARRAFAS	MUNICIPAL	47.311,76
CE	231330	TAUA	MUNICIPAL	348.068,42
CE	231335	TEJUCUOCA	MUNICIPAL	92.044,26
CE	231340	TIANGUA	MUNICIPAL	578.129,34
CE	231350	TRAIRI	MUNICIPAL	168.572,16
CE	231355	TURURU	MUNICIPAL	155.241,25
CE	231360	UBAJARA	MUNICIPAL	213.609,36
CE	231370	UMARI	MUNICIPAL	94.173,88
CE	231375	UMIRIM	MUNICIPAL	116.593,56



CE	231380	URUBURETAMA	MUNICIPAL	125.351,69
CE	231390	URUOCA	MUNICIPAL	84.148,22
CE	231395	VARJOTA	MUNICIPAL	165.668,32
CE	231400	VARZEA ALEGRE	MUNICIPAL	164.484,95
CE	231410	VICOSA DO CEARA	MUNICIPAL	135.872,79
DF	530010	DISTRITO FEDERAL	ESTADUAL	566.546,13
ES	320530	ESPÍRITO SANTO	ESTADUAL	8.919.229,02
ES	320010	AFONSO CLAUDIO	MUNICIPAL	136.511,51
ES	320016	AGUA DOCE DO NORTE	MUNICIPAL	18.093,30
ES	320013	AGUIA BRANCA	MUNICIPAL	150.416,35
ES	320020	ALEGRE	MUNICIPAL	117.552,21
ES	320030	ALFREDO CHAVES	MUNICIPAL	36.057,61
ES	320035	ALTO RIO NOVO	MUNICIPAL	32.130,38
ES	320040	ANCHIETA	MUNICIPAL	34.961,29
ES	320050	APIACA	MUNICIPAL	43.661,22
ES	320060	ARACRUZ	MUNICIPAL	561.329,44
ES	320070	ATILIO VIVACQUA	MUNICIPAL	48.437,97
ES	320080	BAIXO GUANDU	MUNICIPAL	63.463,27
ES	320090	BARRA DE SAO FRANCISCO	MUNICIPAL	101.289,06
ES	320100	BOA ESPERANCA	MUNICIPAL	44.539,25
ES	320110	BOM JESUS DO NORTE	MUNICIPAL	69.419,84
ES	320115	BREJETUBA	MUNICIPAL	22.856,37
ES	320120	CACHOEIRO DE ITAPEMIRIM	MUNICIPAL	397.386,89
ES	320130	CARIACICA	MUNICIPAL	328.589,41

ES	320140	CASTELO	MUNICIPAL	137.758,43
ES	320150	COLATINA	MUNICIPAL	847.709,95
ES	320160	CONCEICAO DA BARRA	MUNICIPAL	142.787,22
ES	320170	CONCEICAO DO CASTELO	MUNICIPAL	13.477,51
ES	320180	DIVINO DE SAO LOURENCO	MUNICIPAL	17.378,82
ES	320190	DOMINGOS MARTINS	MUNICIPAL	79.552,20
ES	320200	DORES DO RIO PRETO	MUNICIPAL	29.501,62
ES	320210	ECOPORANGA	MUNICIPAL	47.436,80
ES	320220	FUNDAO	MUNICIPAL	18.957,66
ES	320225	GOVERNADOR LINDENBERG	MUNICIPAL	18.793,41
ES	320230	GUACUI	MUNICIPAL	85.142,56
ES	320240	GUARAPARI	MUNICIPAL	238.621,13
ES	320245	IBATIBA	MUNICIPAL	23.713,11
ES	320250	IBIRACU	MUNICIPAL	121.363,30
ES	320255	IBITIRAMA	MUNICIPAL	24.530,10
ES	320260	ICONHA	MUNICIPAL	34.269,90
ES	320265	IRUPI	MUNICIPAL	20.202,09
ES	320270	ITAGUACU	MUNICIPAL	89.587,67
ES	320280	ITAPEMIRIM	MUNICIPAL	114.848,41
ES	320290	ITARANA	MUNICIPAL	31.841,37
ES	320300	IUNA	MUNICIPAL	15.545,42
ES	320305	JAGUARE	MUNICIPAL	127.719,71
ES	320310	JERONIMO MONTEIRO	MUNICIPAL	19.557,33
ES	320313	JOAO NEIVA	MUNICIPAL	59.517,67
ES	320316	LARANJA DA TERRA	MUNICIPAL	46.452,74
ES	320320	LINHARES	MUNICIPAL	375.056,81
ES	320330	MANTENOPOLIS	MUNICIPAL	25.577,07

ES	320332	MARATAIZES	MUNICIPAL	82.587,08
ES	320334	MARECHAL FLORIANO	MUNICIPAL	80.483,08
ES	320335	MARILANDIA	MUNICIPAL	64.294,66
ES	320340	MIMOSO DO SUL	MUNICIPAL	392.030,02
ES	320350	MONTANHA	MUNICIPAL	106.815,35
ES	320360	MUCURICI	MUNICIPAL	48.310,94
ES	320370	MUNIZ FREIRE	MUNICIPAL	45.910,40
ES	320380	MUQUI	MUNICIPAL	68.049,73
ES	320390	NOVA VENECIA	MUNICIPAL	153.497,68
ES	320400	PANCAS	MUNICIPAL	45.828,92
ES	320405	PEDRO CANARIO	MUNICIPAL	50.068,97
ES	320410	PINHEIROS	MUNICIPAL	49.594,65
ES	320420	PIUMA	MUNICIPAL	6.437,83
ES	320425	PONTO BELO	MUNICIPAL	45.528,76
ES	320430	PRESIDENTE KENNEDY	MUNICIPAL	95.085,91
ES	320435	RIO BANANAL	MUNICIPAL	6.528,10
ES	320440	RIO NOVO DO SUL	MUNICIPAL	21.015,42
ES	320450	SANTA LEOPOLDINA	MUNICIPAL	4.199,78
ES	320455	SANTA MARIA DE JETIBA	MUNICIPAL	81.134,58
ES	320460	SANTA TERESA	MUNICIPAL	175.169,57
ES	320465	SAO DOMINGOS DO NORTE	MUNICIPAL	19.462,94
ES	320470	SAO GABRIEL DA PALHA	MUNICIPAL	100.251,59
ES	320480	SAO JOSE DO CALCADO	MUNICIPAL	74.207,33
ES	320490	SAO MATEUS	MUNICIPAL	100.049,30
ES	320495	SAO ROQUE DO CANAA	MUNICIPAL	36.334,61
ES	320500	SERRA	MUNICIPAL	551.613,01
ES	320501	SOORETAMA	MUNICIPAL	78.993,89
ES	320503	VARGEM ALTA	MUNICIPAL	42.892,11
ES	320506	VENDA NOVA DO IMIGRANTE	MUNICIPAL	104,48
ES	320510	VIANA	MUNICIPAL	185.891,26
ES	320515	VILA PAVAO	MUNICIPAL	17.742,04
ES	320517	VILA VALERIO	MUNICIPAL	20.797,43
ES	320520	VILA VELHA	MUNICIPAL	534.425,95
ES	320530	VITORIA	MUNICIPAL	226.004,91
GO	520870	GOIÁS	ESTADUAL	5.097.137,35
GO	520005	ABADIA DE GOIAS	MUNICIPAL	2.273,97
GO	520010	ABADIANIA	MUNICIPAL	45.137,36
GO	520013	ACREUNA	MUNICIPAL	92.381,19
GO	520015	ADELANDIA	MUNICIPAL	3.261,53
GO	520017	AGUA FRIA DE GOIAS	MUNICIPAL	2.512,38
GO	520020	AGUA LIMPA	MUNICIPAL	7.639,11
GO	520025	AGUAS LINDAS DE GOIAS	MUNICIPAL	786.098,68
GO	520030	ALEXANIA	MUNICIPAL	64.694,26
GO	520050	ALOANDIA	MUNICIPAL	20.005,90
GO	520055	ALTO HORIZONTE	MUNICIPAL	993,18
GO	520060	ALTO PARAISO DE GOIAS	MUNICIPAL	11.434,21
GO	520080	ALVORADA DO NORTE	MUNICIPAL	46.040,31
GO	520082	AMARALINA	MUNICIPAL	15.893,50
GO	520085	AMERICANO DO BRASIL	MUNICIPAL	3.184,72
GO	520090	AMORINOPOLIS	MUNICIPAL	8.969,98
GO	520110	ANAPOLIS	MUNICIPAL	1.642.646,54
GO	520120	ANHANGUERA	MUNICIPAL	5.645,50

GO	520130	ANICUNS	MUNICIPAL	7.470,90
GO	520140	APARECIDA DE GOIANIA	MUNICIPAL	559.293,10
GO	520145	APARECIDA DO RIO DOCE	MUNICIPAL	808,61
GO	520150	APORE	MUNICIPAL	44.368,03
GO	520160	ARACU	MUNICIPAL	22.272,16
GO	520170	ARAGARCAS	MUNICIPAL	85.821,51
GO	520180	ARAGOIANIA	MUNICIPAL	33.726,08
GO	520235	ARENOPOLIS	MUNICIPAL	38.946,82
GO	520250	ARUANA	MUNICIPAL	25.141,69

GO	520260	AURILANDIA	MUNICIPAL	9.375,44
GO	520280	AVELINOPOLIS	MUNICIPAL	11.868,61
GO	520310	BALIZA	MUNICIPAL	17.958,28
GO	520330	BELA VISTA DE GOIAS	MUNICIPAL	17.037,33
GO	520340	BOM JARDIM DE GOIAS	MUNICIPAL	67.733,90
GO	520350	BOM JESUS DE GOIAS	MUNICIPAL	7.922,64
GO	520355	BONFINOPOLIS	MUNICIPAL	33.818,06
GO	520357	BONOPOLIS	MUNICIPAL	9.328,19
GO	520360	BRAZABRANTES	MUNICIPAL	20.805,08
GO	520380	BRITANIA	MUNICIPAL	21.947,39
GO	520390	BURITI ALEGRE	MUNICIPAL	15.721,55
GO	520393	BURITI DE GOIAS	MUNICIPAL	33.200,03
GO	520396	BURITINOPOLIS	MUNICIPAL	7.525,78
GO	520400	CABECEIRAS	MUNICIPAL	19.645,26
GO	520410	CACHOEIRA ALTA	MUNICIPAL	7.763,18
GO	520420	CACHOEIRA DE GOIAS	MUNICIPAL	5.631,17
GO	520425	CACHOEIRA DOURADA	MUNICIPAL	38.999,68
GO	520430	CACU	MUNICIPAL	3.397,03
GO	520440	CAIAPONIA	MUNICIPAL	94.789,48
GO	520450	CALDAS NOVAS	MUNICIPAL	322.860,13
GO	520460	CAMPESTRE DE GOIAS	MUNICIPAL	15.559,15
GO	520465	CAMPINACU	MUNICIPAL	44.491,97
GO	520470	CAMPINORTE	MUNICIPAL	60.663,52
GO	520480	CAMPO ALEGRE DE GOIAS	MUNICIPAL	18.891,72
GO	520485	CAMPO LIMPO DE GOIAS	MUNICIPAL	3.363,67
GO	520490	CAMPOS BELOS	MUNICIPAL	57.143,87
GO	520495	CAMPOS VERDES	MUNICIPAL	29.902,72
GO	520500	CARMO DO RIO VERDE	MUNICIPAL	22.322,47
GO	520505	CASTELANDIA	MUNICIPAL	24.841,87
GO	520510	CATALAO	MUNICIPAL	134.358,62
GO	520520	CATURAI	MUNICIPAL	26.084,66
GO	520530	CAVALCANTE	MUNICIPAL	14.316,20
GO	520540	CERES	MUNICIPAL	165.134,19
GO	520545	CEZARINA	MUNICIPAL	47.900,00
GO	520547	CHAPADAO DO CEU	MUNICIPAL	1.640,89
GO	520549	CIDADE OCIDENTAL	MUNICIPAL	192.529,86
GO	520551	COCALZINHO DE GOIAS	MUNICIPAL	86.651,41
GO	520552	COLINAS DO SUL	MUNICIPAL	31.078,30
GO	520570	CORREGO DO OURO	MUNICIPAL	17.482,38
GO	520580	CORUMBA DE GOIAS	MUNICIPAL	35.451,56
GO	520590	CORUMBAIBA	MUNICIPAL	3.109,68
GO	520620	CRISTALINA	MUNICIPAL	174.250,22

GO	520630	CRISTIANOPOLIS	MUNICIPAL	1.628,29
GO	520640	CRIXAS	MUNICIPAL	5.137,53
GO	520650	CROMINIA	MUNICIPAL	15.241,00
GO	520660	CUMARI	MUNICIPAL	17.792,25
GO	520670	DAMIANOPOLIS	MUNICIPAL	15.298,43
GO	520680	DAMOLANDIA	MUNICIPAL	2.241,27
GO	520690	DAVINOPOLIS	MUNICIPAL	5.197,88
GO	520710	DIORAMA	MUNICIPAL	9.342,00
GO	520830	DIVINOPOLIS DE GOIAS	MUNICIPAL	19.107,30
GO	520725	DOVERLANDIA	MUNICIPAL	13.892,15
GO	520735	EDEALINA	MUNICIPAL	6.595,23
GO	520750	ESTRELA DO NORTE	MUNICIPAL	18.251,60
GO	520753	FAINA	MUNICIPAL	48.432,43
GO	520760	FAZENDA NOVA	MUNICIPAL	70.579,10
GO	520780	FIRMINOPOLIS	MUNICIPAL	31.987,39
GO	520790	FLORES DE GOIAS	MUNICIPAL	17.774,41
GO	520800	FORMOSA	MUNICIPAL	274.068,69
GO	520810	FORMOSO	MUNICIPAL	12.937,18
GO	520815	GAMELEIRA DE GOIAS	MUNICIPAL	17.237,57
GO	520840	GOIANAPOLIS	MUNICIPAL	7.696,93
GO	520850	GOIANDIRA	MUNICIPAL	12.210,93
GO	520860	GOIANESIA	MUNICIPAL	38.184,81
GO	520870	GOIANIA	MUNICIPAL	4.252.845,65
GO	520880	GOIANIRA	MUNICIPAL	37.843,08
GO	520890	GOIAS	MUNICIPAL	119.651,84
GO	520910	GOIATUBA	MUNICIPAL	39.831,69
GO	520915	GOUVELANDIA	MUNICIPAL	14.648,93
GO	520920	GUAPO	MUNICIPAL	15.699,23
GO	520929	GUARAITA	MUNICIPAL	1.180,00
GO	520940	GUARANI DE GOIAS	MUNICIPAL	1.039,79
GO	520945	GUARINOS	MUNICIPAL	15.049,90
GO	520960	HEITORAI	MUNICIPAL	30.521,78
GO	520970	HIDROLANDIA	MUNICIPAL	49.095,52
GO	520980	HIDROLINA	MUNICIPAL	69.095,86
GO	520990	IACIARA	MUNICIPAL	23.615,43
GO	520993	INACIOLANDIA	MUNICIPAL	15.788,69
GO	520995	INDIARA	MUNICIPAL	15.466,50
GO	521000	INHUMAS	MUNICIPAL	76.094,27
GO	521010	IPAMERI	MUNICIPAL	95.726,60
GO	521015	IPIRANGA DE GOIAS	MUNICIPAL	15.472,03
GO	521020	IPORA	MUNICIPAL	81.316,63
GO	521030	ISRAELANDIA	MUNICIPAL	16.909,28
GO	521040	ITABERAI	MUNICIPAL	15.554,06
GO	521056	ITAGUARI	MUNICIPAL	24.505,20
GO	521060	ITAGUARU	MUNICIPAL	17.819,19
GO	521080	ITAJA	MUNICIPAL	34.486,75

GO	521090	ITAPACI	MUNICIPAL	22.221,91
GO	521100	ITAPIRAPUA	MUNICIPAL	19.750,02
GO	521120	ITAPURANGA	MUNICIPAL	48.337,78
GO	521130	ITARUMA	MUNICIPAL	4.265,00
GO	521140	ITAUCU	MUNICIPAL	67.653,10

GO	521150	ITUMBIARA	MUNICIPAL	34.212,23
GO	521160	IVOLANDIA	MUNICIPAL	11.339,80
GO	521170	JANDAIA	MUNICIPAL	12.296,24
GO	521180	JARAGUA	MUNICIPAL	31.173,81
GO	521190	JATAI	MUNICIPAL	90.851,68
GO	521200	JAUPACI	MUNICIPAL	9.456,38
GO	521205	JESUPOLIS	MUNICIPAL	5.333,19
GO	521210	JOVIANIA	MUNICIPAL	19.771,75
GO	521220	JUSSARA	MUNICIPAL	47.546,10
GO	521225	LAGOA SANTA	MUNICIPAL	10.071,89
GO	521230	LEOPOLDO DE BULHOES	MUNICIPAL	6.865,31
GO	521250	LUZIANIA	MUNICIPAL	736.819,35
GO	521260	MAIRIPOTABA	MUNICIPAL	17.455,52
GO	521270	MAMBAI	MUNICIPAL	8.236,93
GO	521280	MARA ROSA	MUNICIPAL	13.578,04
GO	521290	MARZAGAO	MUNICIPAL	19.852,33
GO	521295	MATRINCHA	MUNICIPAL	9.007,97
GO	521300	MAURILANDIA	MUNICIPAL	83.303,10
GO	521305	MIMOSO DE GOIAS	MUNICIPAL	13.931,83
GO	521308	MINACU	MUNICIPAL	68.597,25
GO	521310	MINEIROS	MUNICIPAL	28.008,82
GO	521340	MOIPORA	MUNICIPAL	9.137,14
GO	521350	MONTE ALEGRE DE GOIAS	MUNICIPAL	67.924,59
GO	521370	MONTES CLAROS DE GOIAS	MUNICIPAL	21.437,63
GO	521375	MONTIVIDIU	MUNICIPAL	31.386,16
GO	521377	MONTIVIDIU DO NORTE	MUNICIPAL	31.445,36
GO	521385	MORRO AGUDO DE GOIAS	MUNICIPAL	17.240,23
GO	521390	MOSSAMEDES	MUNICIPAL	14.117,11
GO	521400	MOZARLANDIA	MUNICIPAL	6.722,46
GO	521405	MUNDO NOVO	MUNICIPAL	49.957,63
GO	521410	MUTUNOPOLIS	MUNICIPAL	10.465,32
GO	521440	NAZARIO	MUNICIPAL	16.829,94
GO	521450	NEROPOLIS	MUNICIPAL	389.385,06
GO	521460	NIQUELANDIA	MUNICIPAL	234.568,94
GO	521470	NOVA AMERICA	MUNICIPAL	31.913,31
GO	521480	NOVA AURORA	MUNICIPAL	4.819,11
GO	521483	NOVA CRIXAS	MUNICIPAL	37.195,04
GO	521486	NOVA GLORIA	MUNICIPAL	41.025,72
GO	521487	NOVA IGUACU DE GOIAS	MUNICIPAL	14.231,00
GO	521490	NOVA ROMA	MUNICIPAL	5.130,30
GO	521500	NOVA VENEZA	MUNICIPAL	30.587,47
GO	521520	NOVO BRASIL	MUNICIPAL	25.661,73
GO	521523	NOVO GAMA	MUNICIPAL	351.454,64
GO	521525	NOVO PLANALTO	MUNICIPAL	17.983,31
GO	521530	ORIZONA	MUNICIPAL	43.717,48
GO	521540	OURO VERDE DE GOIAS	MUNICIPAL	631,32
GO	521560	PADRE BERNARDO	MUNICIPAL	5.917,75
GO	521565	PALESTINA DE GOIAS	MUNICIPAL	23.401,00
GO	521570	PALMEIRAS DE GOIAS	MUNICIPAL	12.378,59
GO	521580	PALMELO	MUNICIPAL	19.598,20
GO	521590	PALMINOPOLIS	MUNICIPAL	34.239,50
GO	521600	PANAMA	MUNICIPAL	10.593,00

GO	521630	PARANAIGUARA	MUNICIPAL	25.098,02
GO	521640	PARAUNA	MUNICIPAL	48.123,51
GO	521645	PEROLANDIA	MUNICIPAL	1.116,60
GO	521680	PETROLINA DE GOIAS	MUNICIPAL	13.539,51
GO	521690	PILAR DE GOIAS	MUNICIPAL	26.960,00
GO	521710	PIRACANJUBA	MUNICIPAL	132.603,39
GO	521720	PIRANHAS	MUNICIPAL	61.974,30
GO	521730	PIRENOPOLIS	MUNICIPAL	131.473,71
GO	521740	PIRES DO RIO	MUNICIPAL	88.150,09
GO	521760	PLANALTINA	MUNICIPAL	19.378,37
GO	521770	PONTALINA	MUNICIPAL	12.879,99
GO	521800	PORANGATU	MUNICIPAL	227.508,41
GO	521805	PORTEIRAO	MUNICIPAL	2.729,29
GO	521810	PORTELANDIA	MUNICIPAL	4.206,17
GO	521830	POSSE	MUNICIPAL	4.786,89
GO	521839	PROFESSOR JAMIL	MUNICIPAL	8.767,26
GO	521850	QUIRINOPOLIS	MUNICIPAL	91.210,18
GO	521860	RIALMA	MUNICIPAL	38.167,23
GO	521870	RIANAPOLIS	MUNICIPAL	25.509,38
GO	521878	RIO QUENTE	MUNICIPAL	18.392,91
GO	521880	RIO VERDE	MUNICIPAL	529.959,04
GO	521890	RUBIATABA	MUNICIPAL	41.878,98
GO	521900	SANCLERLANDIA	MUNICIPAL	40.147,57
GO	521910	SANTA BARBARA DE GOIAS	MUNICIPAL	41.612,12
GO	521920	SANTA CRUZ DE GOIAS	MUNICIPAL	16.341,67
GO	521930	SANTA HELENA DE GOIAS	MUNICIPAL	1.745,17
GO	521935	SANTA ISABEL	MUNICIPAL	14.436,94
GO	521940	SANTA RITA DO ARAGUAIA	MUNICIPAL	8.098,70
GO	521945	SANTA RITA DO NOVO DESTINO	MUNICIPAL	7.350,39
GO	521950	SANTA ROSA DE GOIAS	MUNICIPAL	19.861,17
GO	521960	SANTA TEREZA DE GOIAS	MUNICIPAL	45.632,09

GO	521970	SANTA TEREZINHA DE GOIAS	MUNICIPAL	24.222,83
GO	521971	SANTO ANTONIO DA BARRA	MUNICIPAL	11.605,10
GO	521973	SANTO ANTONIO DE GOIAS	MUNICIPAL	22.749,48
GO	521975	SANTO ANTONIO DO DESCOBERTO	MUNICIPAL	241.653,65
GO	521980	SAO DOMINGOS	MUNICIPAL	33.498,61
GO	521990	SAO FRANCISCO DE GOIAS	MUNICIPAL	13.251,96
GO	522005	SAO JOAO DA PARAUNA	MUNICIPAL	7.292,99
GO	522000	SAO JOAO D'ALIANCA	MUNICIPAL	38.315,88
GO	522010	SAO LUIS DE MONTES BELOS	MUNICIPAL	27.123,54
GO	522015	SAO LUIZ DO NORTE	MUNICIPAL	53.630,93
GO	522020	SAO MIGUEL DO ARAGUAIA	MUNICIPAL	57.685,42
GO	522026	SAO MIGUEL DO PASSA QUATRO	MUNICIPAL	28.091,31
GO	522028	SAO PATRICIO	MUNICIPAL	4.317,44
GO	522040	SAO SIMAO	MUNICIPAL	41.658,37
GO	522045	SENADOR CANEDO	MUNICIPAL	14.303,80
GO	522050	SERRANOPOLIS	MUNICIPAL	12.130,34
GO	522060	SILVANIA	MUNICIPAL	19.121,10
GO	522068	SIMOLANDIA	MUNICIPAL	19.184,54
GO	522070	SITIO D'ABADIA	MUNICIPAL	12.433,59
GO	522100	TAQUARAL DE GOIAS	MUNICIPAL	4.893,44

GO	522108	TERESINA DE GOIAS	MUNICIPAL	9.861,12
GO	522119	TEREZOPOLIS DE GOIAS	MUNICIPAL	36.107,28
GO	522130	TRES RANCHOS	MUNICIPAL	12.487,61
GO	522140	TRINDADE	MUNICIPAL	2.387,13
GO	522145	TROMBAS	MUNICIPAL	42.944,00
GO	522155	TURVELANDIA	MUNICIPAL	21.015,74
GO	522157	UIRAPURU	MUNICIPAL	24.220,52
GO	522160	URUACU	MUNICIPAL	21.865,90
GO	522170	URUANA	MUNICIPAL	7.969,98
GO	522180	URUTAI	MUNICIPAL	12.880,74
GO	522185	VALPARAISO DE GOIAS	MUNICIPAL	474.119,10
GO	522190	VARJAO	MUNICIPAL	8.205,26
GO	522200	VIANOPOLIS	MUNICIPAL	8.413,22
GO	522205	VICENTINOPOLIS	MUNICIPAL	21.247,32
GO	522220	VILA BOA	MUNICIPAL	6.644,07

MA	211130	MARANHÃO	ESTADUAL	15.314.610,35
MA	210005	ACAILANDIA	MUNICIPAL	291.708,27
MA	210010	AFONSO CUNHA	MUNICIPAL	59.788,74
MA	210015	AGUA DOCE DO MARANHAO	MUNICIPAL	78.171,46
MA	210020	ALCANTARA	MUNICIPAL	139.016,98
MA	210030	ALDEIAS ALTAS	MUNICIPAL	188.600,40
MA	210040	ALTAMIRA DO MARANHAO	MUNICIPAL	90.803,00
MA	210043	ALTO ALEGRE DO MARANHAO	MUNICIPAL	131.508,76
MA	210047	ALTO ALEGRE DO PINDARE	MUNICIPAL	647,73
MA	210050	ALTO PARNAIBA	MUNICIPAL	66.973,24
MA	210055	AMAPA DO MARANHAO	MUNICIPAL	45.130,65
MA	210060	AMARANTE DO MARANHAO	MUNICIPAL	357.918,54
MA	210070	ANAJATUBA	MUNICIPAL	131.334,14
MA	210080	ANAPURUS	MUNICIPAL	153.412,83
MA	210083	APICUM-ACU	MUNICIPAL	62.210,33
MA	210087	ARAGUANA	MUNICIPAL	70.353,52
MA	210090	ARAIOSES	MUNICIPAL	93.457,61
MA	210095	ARAME	MUNICIPAL	142.744,64
MA	210100	ARARI	MUNICIPAL	249.646,78
MA	210110	AXIXA	MUNICIPAL	138.566,87
MA	210120	BACABAL	MUNICIPAL	1.067.417,49
MA	210125	BACABEIRA	MUNICIPAL	228.935,71
MA	210130	BACURI	MUNICIPAL	126.303,52
MA	210135	BACURITUBA	MUNICIPAL	30.676,43
MA	210140	BALSAS	MUNICIPAL	380.584,95
MA	210150	BARAO DE GRAJAU	MUNICIPAL	143.775,69
MA	210160	BARRA DO CORDA	MUNICIPAL	591.704,30
MA	210170	BARREIRINHAS	MUNICIPAL	181.877,50
MA	210177	BELA VISTA DO MARANHAO	MUNICIPAL	123.815,68
MA	210173	BELAGUA	MUNICIPAL	78.516,75
MA	210180	BENEDITO LEITE	MUNICIPAL	47.342,76
MA	210190	BEQUIMAO	MUNICIPAL	160.768,31
MA	210193	BERNARDO DO MEARIM	MUNICIPAL	58.032,13
MA	210197	BOA VISTA DO GURUPI	MUNICIPAL	43.239,11
MA	210200	BOM JARDIM	MUNICIPAL	196.410,45
MA	210203	BOM JESUS DAS SELVAS	MUNICIPAL	38.971,21



MA	210207	BOM LUGAR	MUNICIPAL	100.243,45
MA	210210	BREJO	MUNICIPAL	198.971,56
MA	210215	BREJO DE AREIA	MUNICIPAL	28.640,19
MA	210220	BURITI	MUNICIPAL	213.306,72
MA	210230	BURITI BRAVO	MUNICIPAL	174.798,30
MA	210232	BURITICUPU	MUNICIPAL	547.453,31
MA	210235	BURITIRANA	MUNICIPAL	94.313,25
MA	210237	CACHOEIRA GRANDE	MUNICIPAL	63.716,59
MA	210240	CAJAPIO	MUNICIPAL	67.217,63
MA	210250	CAJARI	MUNICIPAL	106.116,10
MA	210255	CAMPESTRE DO MARANHÃO	MUNICIPAL	78.245,22
MA	210260	CANDIDO MENDES	MUNICIPAL	131.554,22
MA	210270	CANTANHEDE	MUNICIPAL	159.098,73
MA	210275	CAPINZAL DO NORTE	MUNICIPAL	126.188,28
MA	210280	CAROLINA	MUNICIPAL	173.623,92
MA	210290	CARUTAPERA	MUNICIPAL	109.033,70
MA	210300	CAXIAS	MUNICIPAL	1.171.449,48
MA	210310	CEDRAL	MUNICIPAL	66.216,03
MA	210312	CENTRAL DO MARANHÃO	MUNICIPAL	69.379,15
MA	210315	CENTRO DO GUILHERME	MUNICIPAL	51.943,92
MA	210317	CENTRO NOVO DO MARANHÃO	MUNICIPAL	92.067,77
MA	210320	CHAPADINHA	MUNICIPAL	337.482,33
MA	210325	CIDELANDIA	MUNICIPAL	64.594,51
MA	210330	CODO	MUNICIPAL	725.906,71
MA	210340	COELHO NETO	MUNICIPAL	350.385,70
MA	210350	COLINAS	MUNICIPAL	194.868,45
MA	210355	CONCEICAO DO LAGO-ACU	MUNICIPAL	94.861,88
MA	210360	COROATA	MUNICIPAL	266.440,31
MA	210370	CURURUPU	MUNICIPAL	152.704,86
MA	210375	DAVINOPOLIS	MUNICIPAL	153.939,49
MA	210380	DOM PEDRO	MUNICIPAL	172.665,21
MA	210390	DUQUE BACELAR	MUNICIPAL	96.716,56
MA	210400	ESPERANTINOPOLIS	MUNICIPAL	156.279,08
MA	210405	ESTREITO	MUNICIPAL	240.379,38
MA	210407	FEIRA NOVA DO MARANHÃO	MUNICIPAL	60.206,08
MA	210408	FERNANDO FALCAO	MUNICIPAL	80.635,87
MA	210409	FORMOSA DA SERRA NEGRA	MUNICIPAL	123.779,94
MA	210410	FORTALEZA DOS NOGUEIRAS	MUNICIPAL	80.999,68
MA	210420	FORTUNA	MUNICIPAL	129.852,46
MA	210430	GODOFREDO VIANA	MUNICIPAL	78.197,08
MA	210440	GONCALVES DIAS	MUNICIPAL	186.671,18
MA	210450	GOVERNADOR ARCHER	MUNICIPAL	100.224,59
MA	210455	GOVERNADOR EDISON LOBAO	MUNICIPAL	120.067,91
MA	210460	GOVERNADOR EUGENIO BARROS	MUNICIPAL	134.814,18
MA	210462	GOVERNADOR LUIZ ROCHA	MUNICIPAL	75.549,24
MA	210465	GOVERNADOR NEWTON BELLO	MUNICIPAL	71.792,58
MA	210467	GOVERNADOR NUNES FREIRE	MUNICIPAL	123.012,79
MA	210470	GRACA ARANHA	MUNICIPAL	70.743,14
MA	210480	GRAJAU	MUNICIPAL	463.659,18
MA	210490	GUIMARAES	MUNICIPAL	105.231,25
MA	210500	HUMBERTO DE CAMPOS	MUNICIPAL	194.557,19
MA	210510	ICATU	MUNICIPAL	122.874,71



MA	210515	IGARAPE DO MEIO	MUNICIPAL	100.025,31
MA	210520	IGARAPE GRANDE	MUNICIPAL	131.975,78
MA	210530	IMPERATRIZ	MUNICIPAL	1.094.822,19
MA	210535	ITAIPAVA DO GRAJAU	MUNICIPAL	123.053,01
MA	210540	ITAPECURU MIRIM	MUNICIPAL	177.221,98
MA	210542	ITINGA DO MARANHAO	MUNICIPAL	121.726,95
MA	210545	JATOBA	MUNICIPAL	79.597,20
MA	210547	JENIPAPO DOS VIEIRAS	MUNICIPAL	118.415,04
MA	210550	JOAO LISBOA	MUNICIPAL	147.515,97
MA	210560	JOSELANDIA	MUNICIPAL	95.687,89
MA	210565	JUNCO DO MARANHAO	MUNICIPAL	97.847,98
MA	210570	LAGO DA PEDRA	MUNICIPAL	326.176,52
MA	210580	LAGO DO JUNCO	MUNICIPAL	96.323,08
MA	210594	LAGO DOS RODRIGUES	MUNICIPAL	93.468,38
MA	210590	LAGO VERDE	MUNICIPAL	114.837,73
MA	210592	LAGOA DO MATO	MUNICIPAL	25.859,11
MA	210596	LAGOA GRANDE DO MARANHAO	MUNICIPAL	81.828,37
MA	210598	LAJEADO NOVO	MUNICIPAL	59.273,86
MA	210600	LIMA CAMPOS	MUNICIPAL	152.300,77
MA	210610	LORETO	MUNICIPAL	92.314,26
MA	210620	LUIS DOMINGUES	MUNICIPAL	45.816,60
MA	210630	MAGALHAES DE ALMEIDA	MUNICIPAL	112.254,58
MA	210632	MARACACUME	MUNICIPAL	126.721,38
MA	210635	MARAJA DO SENA	MUNICIPAL	20.713,12
MA	210637	MARANHAOZINHO	MUNICIPAL	63.673,50
MA	210640	MATA ROMA	MUNICIPAL	202.884,46
MA	210650	MATINHA	MUNICIPAL	162.409,63
MA	210660	MATOES	MUNICIPAL	223.081,46
MA	210663	MATOES DO NORTE	MUNICIPAL	77.412,78
MA	210667	MILAGRES DO MARANHAO	MUNICIPAL	104.548,99
MA	210670	MIRADOR	MUNICIPAL	173.384,76
MA	210675	MIRANDA DO NORTE	MUNICIPAL	200.621,28
MA	210680	MIRINZAL	MUNICIPAL	112.494,25
MA	210690	MONCAO	MUNICIPAL	160.667,67
MA	210700	MONTES ALTOS	MUNICIPAL	88.282,22
MA	210710	MORROS	MUNICIPAL	142.962,05
MA	210720	NINA RODRIGUES	MUNICIPAL	92.663,94
MA	210725	NOVA COLINAS	MUNICIPAL	54.342,56
MA	210730	NOVA IORQUE	MUNICIPAL	46.898,02
MA	210735	NOVA OLINDA DO MARANHAO	MUNICIPAL	94.531,14

MA	210740	OLHO D'AGUA DAS CUNHAS	MUNICIPAL	130.851,36
MA	210745	OLINDA NOVA DO MARANHAO	MUNICIPAL	114.415,65
MA	210750	PACO DO LUMIAR	MUNICIPAL	47.404,22
MA	210760	PALMEIRANDIA	MUNICIPAL	158.912,76
MA	210770	PARAIBANO	MUNICIPAL	116.914,50
MA	210780	PARNARAMA	MUNICIPAL	245.921,92
MA	210790	PASSAGEM FRANCA	MUNICIPAL	117.750,46
MA	210800	PASTOS BONS	MUNICIPAL	173.656,49
MA	210805	PAULINO NEVES	MUNICIPAL	89.775,60
MA	210810	PAULO RAMOS	MUNICIPAL	150.707,33
MA	210820	PEDREIRAS	MUNICIPAL	311.506,63

MA	210825	PEDRO DO ROSARIO	MUNICIPAL	143.685,39
MA	210830	PENALVA	MUNICIPAL	164.927,37
MA	210840	PERI MIRIM	MUNICIPAL	84.118,78
MA	210845	PERITORO	MUNICIPAL	122.778,45
MA	210850	PINDARE-MIRIM	MUNICIPAL	196.682,76
MA	210860	PINHEIRO	MUNICIPAL	544.030,39
MA	210870	PIO XII	MUNICIPAL	116.091,10
MA	210880	PIRAPEMAS	MUNICIPAL	139.470,30
MA	210890	POCAO DE PEDRAS	MUNICIPAL	117.490,40
MA	210900	PORTO FRANCO	MUNICIPAL	291.160,33
MA	210905	PORTO RICO DO MARANHAO	MUNICIPAL	60.905,15
MA	210910	PRESIDENTE DUTRA	MUNICIPAL	311.772,75
MA	210920	PRESIDENTE JUSCELINO	MUNICIPAL	153.701,98
MA	210923	PRESIDENTE MEDICI	MUNICIPAL	55.812,02
MA	210927	PRESIDENTE SARNEY	MUNICIPAL	92.881,29
MA	210930	PRESIDENTE VARGAS	MUNICIPAL	112.035,91
MA	210940	PRIMEIRA CRUZ	MUNICIPAL	93.637,78
MA	210945	RAPOSA	MUNICIPAL	164.794,27
MA	210950	RIACHAO	MUNICIPAL	150.558,92
MA	210955	RIBAMAR FIQUENE	MUNICIPAL	42.399,18
MA	210960	ROSARIO	MUNICIPAL	224.558,91
MA	210970	SAMBAIBA	MUNICIPAL	56.671,51
MA	210975	SANTA FILOMENA DO MARANHAO	MUNICIPAL	46.358,36
MA	210980	SANTA HELENA	MUNICIPAL	239.686,23
MA	210990	SANTA INES	MUNICIPAL	550.056,14
MA	211000	SANTA LUZIA	MUNICIPAL	330.378,90
MA	211003	SANTA LUZIA DO PARUA	MUNICIPAL	87.794,44
MA	211010	SANTA QUITERIA DO MARANHAO	MUNICIPAL	181.626,30
MA	211020	SANTA RITA	MUNICIPAL	922.648,44
MA	211023	SANTANA DO MARANHAO	MUNICIPAL	61.569,69
MA	211027	SANTO AMARO DO MARANHAO	MUNICIPAL	93.579,12
MA	211030	SANTO ANTONIO DOS LOPES	MUNICIPAL	125.365,46
MA	211040	SAO BENEDITO DO RIO PRETO	MUNICIPAL	200.642,42
MA	211050	SAO BENTO	MUNICIPAL	266.923,37
MA	211060	SAO BERNARDO	MUNICIPAL	162.115,92
MA	211065	SAO DOMINGOS DO AZEITAO	MUNICIPAL	73.861,52
MA	211070	SAO DOMINGOS DO MARANHAO	MUNICIPAL	187.257,48
MA	211080	SAO FELIX DE BALSAS	MUNICIPAL	72.345,67
MA	211085	SAO FRANCISCO DO BREJAO	MUNICIPAL	78.817,23
MA	211090	SAO FRANCISCO DO MARANHAO	MUNICIPAL	120.969,09
MA	211100	SAO JOAO BATISTA	MUNICIPAL	133.774,64
MA	211102	SAO JOAO DO CARU	MUNICIPAL	86.126,94
MA	211105	SAO JOAO DO PARAISO	MUNICIPAL	60.797,97
MA	211107	SAO JOAO DO SOTER	MUNICIPAL	230.054,97
MA	211110	SAO JOAO DOS PATOS	MUNICIPAL	164.931,44
MA	211120	SAO JOSE DE RIBAMAR	MUNICIPAL	691.231,77
MA	211125	SAO JOSE DOS BASILIOS	MUNICIPAL	70.876,05
MA	211130	SAO LUIS	MUNICIPAL	4.716.009,14
MA	211140	SAO LUIS GONZAGA DO MARANHAO	MUNICIPAL	117.302,98
MA	211150	SAO MATEUS DO MARANHAO	MUNICIPAL	129.546,85
MA	211153	SAO PEDRO DA AGUA BRANCA	MUNICIPAL	70.244,80
MA	211157	SAO PEDRO DOS CRENTES	MUNICIPAL	68.385,67

MA	211160	SAO RAIMUNDO DAS MANGABEIRAS	MUNICIPAL	179.014,74
MA	211163	SAO RAIMUNDO DO DOCA BEZERRA	MUNICIPAL	80.776,42
MA	211167	SAO ROBERTO	MUNICIPAL	72.813,32
MA	211170	SAO VICENTE FERRER	MUNICIPAL	154.595,78
MA	211172	SATUBINHA	MUNICIPAL	106.590,88
MA	211174	SENADOR ALEXANDRE COSTA	MUNICIPAL	115.626,81
MA	211176	SENADOR LA ROCQUE	MUNICIPAL	119.517,85
MA	211178	SERRANO DO MARANHAO	MUNICIPAL	69.995,34
MA	211180	SITIO NOVO	MUNICIPAL	133.738,89
MA	211190	SUCUPIRA DO NORTE	MUNICIPAL	87.523,02
MA	211195	SUCUPIRA DO RIACHAO	MUNICIPAL	33.187,23
MA	211200	TASSO FRAGOSO	MUNICIPAL	91.960,60
MA	211210	TIMBIRAS	MUNICIPAL	141.761,98
MA	211220	TIMON	MUNICIPAL	710.091,21
MA	211223	TRIZIDELA DO VALE	MUNICIPAL	191.188,23
MA	211227	TUFILANDIA	MUNICIPAL	81.991,90
MA	211230	TUNTUM	MUNICIPAL	458.010,92
MA	211240	TURIACU	MUNICIPAL	156.731,24
MA	211245	TURILANDIA	MUNICIPAL	273.410,64
MA	211250	TUTOIA	MUNICIPAL	218.299,94
MA	211260	URBANO SANTOS	MUNICIPAL	255.510,97
MA	211270	VARGEM GRANDE	MUNICIPAL	184.896,00
MA	211280	VIANA	MUNICIPAL	213.396,21
MA	211285	VILA NOVA DOS MARTIROS	MUNICIPAL	65.568,57
MA	211290	VITORIA DO MEARIM	MUNICIPAL	189.203,76
MA	211300	VITORINO FREIRE	MUNICIPAL	231.309,18
MA	211400	ZE DOCA	MUNICIPAL	266.272,38
MG	310620	MINAS GERAIS	ESTADUAL	12.935.362,64
MG	310010	ABADIA DOS DOURADOS	MUNICIPAL	27.541,35
MG	310020	ABAETE	MUNICIPAL	81.454,32
MG	310030	ABRE CAMPO	MUNICIPAL	32.444,18
MG	310040	ACAIACA	MUNICIPAL	11.613,07
MG	310050	ACUCENA	MUNICIPAL	38.089,60
MG	310060	AGUA BOA	MUNICIPAL	68.287,28
MG	310070	AGUA COMPRIDA	MUNICIPAL	5.479,24
MG	310080	AGUANIL	MUNICIPAL	15.219,64
MG	310090	AGUAS FORMOSAS	MUNICIPAL	165.818,86
MG	310100	AGUAS VERMELHAS	MUNICIPAL	61.253,35
MG	310110	AIMORES	MUNICIPAL	59.753,43
MG	310120	AIURUOCA	MUNICIPAL	65.734,33
MG	310130	ALAGOA	MUNICIPAL	9.591,10
MG	310140	ALBERTINA	MUNICIPAL	1.212,36
MG	310150	ALEM PARAIBA	MUNICIPAL	232.622,93
MG	310160	ALFENAS	MUNICIPAL	1.253.613,75
MG	310163	ALFREDO VASCONCELOS	MUNICIPAL	6.258,51
MG	310170	ALMENARA	MUNICIPAL	316.723,58
MG	310180	ALPERCATA	MUNICIPAL	16.442,08
MG	310190	ALPINOPOLIS	MUNICIPAL	72.315,50
MG	310200	ALTEROSA	MUNICIPAL	3.984,68
MG	310205	ALTO CAPARAO	MUNICIPAL	5.975,58
MG	315350	ALTO JEQUITIBA	MUNICIPAL	55.606,25
MG	310210	ALTO RIO DOCE	MUNICIPAL	18.394,23

MG	310220	ALVARENGA	MUNICIPAL	38.899,75
MG	310230	ALVINOPOLIS	MUNICIPAL	66.446,40
MG	310240	ALVORADA DE MINAS	MUNICIPAL	402,18
MG	310250	AMPARO DO SERRA	MUNICIPAL	23.728,69
MG	310260	ANDRADAS	MUNICIPAL	183.619,86
MG	310280	ANDRELANDIA	MUNICIPAL	44.988,63
MG	310285	ANGELANDIA	MUNICIPAL	19.684,36
MG	310290	ANTONIO CARLOS	MUNICIPAL	79.022,35
MG	310300	ANTONIO DIAS	MUNICIPAL	54.022,33
MG	310310	ANTONIO PRADO DE MINAS	MUNICIPAL	13.918,35
MG	310320	ARACAI	MUNICIPAL	20.681,95
MG	310340	ARACUAI	MUNICIPAL	235.540,76
MG	310350	ARAGUARI	MUNICIPAL	1.458.670,55

MG	310360	ARANTINA	MUNICIPAL	23.316,71
MG	310370	ARAPONGA	MUNICIPAL	44.027,55
MG	310375	ARAPORA	MUNICIPAL	12.320,75
MG	310380	ARAPUA	MUNICIPAL	25.804,01
MG	310390	ARAUJOS	MUNICIPAL	20.536,63
MG	310400	ARAXA	MUNICIPAL	314.884,37
MG	310410	ARCEBURGO	MUNICIPAL	36.901,54
MG	310420	ARCOS	MUNICIPAL	128.720,88
MG	310440	ARGIRITA	MUNICIPAL	16.292,14
MG	310445	ARICANDUVA	MUNICIPAL	38.755,50
MG	310450	ARINOS	MUNICIPAL	66.465,57
MG	310460	ASTOLFO DUTRA	MUNICIPAL	16.996,57
MG	310470	ATALEIA	MUNICIPAL	68.339,19
MG	310480	AUGUSTO DE LIMA	MUNICIPAL	15.159,32
MG	310490	BAEPENDI	MUNICIPAL	205.199,18
MG	310500	BALDIM	MUNICIPAL	14.404,97
MG	310510	BAMBUI	MUNICIPAL	36.264,46
MG	310520	BANDEIRA	MUNICIPAL	14.447,77
MG	310530	BANDEIRA DO SUL	MUNICIPAL	38.843,39
MG	310540	BARAO DE COCAIS	MUNICIPAL	19.195,94
MG	310550	BARAO DE MONTE ALTO	MUNICIPAL	61.112,85
MG	310560	BARBACENA	MUNICIPAL	1.234.419,97
MG	310570	BARRA LONGA	MUNICIPAL	15.668,28
MG	310590	BARROSO	MUNICIPAL	116.062,02
MG	310600	BELA VISTA DE MINAS	MUNICIPAL	29.148,43
MG	310610	BELMIRO BRAGA	MUNICIPAL	22.373,76
MG	310620	BELO HORIZONTE	MUNICIPAL	10.075.923,98
MG	310630	BELO ORIENTE	MUNICIPAL	186.657,90
MG	310640	BELO VALE	MUNICIPAL	2.821,54
MG	310650	BERILO	MUNICIPAL	51.836,55
MG	310665	BERIZAL	MUNICIPAL	25.823,83
MG	310660	BERTOPOLIS	MUNICIPAL	44.297,58
MG	310670	BETIM	MUNICIPAL	2.382.157,32
MG	310680	BIAS FORTES	MUNICIPAL	11.025,84
MG	310690	BICAS	MUNICIPAL	13.642,43
MG	310700	BIQUINHAS	MUNICIPAL	32.208,82
MG	310710	BOA ESPERANCA	MUNICIPAL	185.476,72
MG	310720	BOCAINA DE MINAS	MUNICIPAL	28.934,99

MG	310730	BOCAIUVA	MUNICIPAL	266.570,26
MG	310740	BOM DESPACHO	MUNICIPAL	529.084,30
MG	310750	BOM JARDIM DE MINAS	MUNICIPAL	66.108,63
MG	310760	BOM JESUS DA PENHA	MUNICIPAL	12.794,99
MG	310780	BOM JESUS DO GALHO	MUNICIPAL	24.235,02
MG	310790	BOM REPOUSO	MUNICIPAL	12.474,00
MG	310800	BOM SUCESSO	MUNICIPAL	45.968,06
MG	310810	BONFIM	MUNICIPAL	39.765,43
MG	310820	BONFINOPOLIS DE MINAS	MUNICIPAL	13.797,72
MG	310825	BONITO DE MINAS	MUNICIPAL	43.345,94
MG	310830	BORDA DA MATA	MUNICIPAL	10.553,93
MG	310840	BOTELHOS	MUNICIPAL	55.373,06
MG	310850	BOTUMIRIM	MUNICIPAL	27.210,71
MG	310870	BRAS PIRES	MUNICIPAL	13.526,47
MG	310855	BRASILANDIA DE MINAS	MUNICIPAL	38.726,79
MG	310860	BRASILIA DE MINAS	MUNICIPAL	445.859,07
MG	310890	BRAZOPOLIS	MUNICIPAL	75.928,77
MG	310900	BRUMADINHO	MUNICIPAL	85.745,27
MG	310910	BUENO BRANDAO	MUNICIPAL	38.293,79
MG	310920	BUENOPOLIS	MUNICIPAL	40.448,35
MG	310925	BUGRE	MUNICIPAL	26.154,27
MG	310930	BURITIS	MUNICIPAL	41.733,59
MG	310940	BURITIZEIRO	MUNICIPAL	161.043,02
MG	310945	CABECEIRA GRANDE	MUNICIPAL	14.450,87
MG	310950	CABO VERDE	MUNICIPAL	78.856,01
MG	310960	CACHOEIRA DA PRATA	MUNICIPAL	19.147,90
MG	310970	CACHOEIRA DE MINAS	MUNICIPAL	12.629,45
MG	310270	CACHOEIRA DE PAJEU	MUNICIPAL	63.585,26
MG	310980	CACHOEIRA DOURADA	MUNICIPAL	15.702,77
MG	311000	CAETE	MUNICIPAL	157.863,62
MG	311010	CAIANA	MUNICIPAL	30.853,41
MG	311020	CAJURI	MUNICIPAL	23.154,06
MG	311030	CALDAS	MUNICIPAL	70.129,15
MG	311040	CAMACHO	MUNICIPAL	4.761,64
MG	311050	CAMANDUCAIA	MUNICIPAL	45.068,97
MG	311060	CAMBUI	MUNICIPAL	79.703,86
MG	311070	CAMBUQUIRA	MUNICIPAL	37.320,63
MG	311080	CAMPANARIO	MUNICIPAL	37.663,66
MG	311090	CAMPANHA	MUNICIPAL	60.854,54
MG	311100	CAMPESTRE	MUNICIPAL	99.206,45
MG	311110	CAMPINA VERDE	MUNICIPAL	71.570,72
MG	311115	CAMPO AZUL	MUNICIPAL	35.051,88
MG	311120	CAMPO BELO	MUNICIPAL	592.275,37
MG	311130	CAMPO DO MEIO	MUNICIPAL	74.777,34
MG	311140	CAMPO FLORIDO	MUNICIPAL	16.919,04
MG	311150	CAMPOS ALTOS	MUNICIPAL	75.699,94
MG	311160	CAMPOS GERAIS	MUNICIPAL	161.504,45
MG	311190	CANA VERDE	MUNICIPAL	25.007,04
MG	311170	CANAA	MUNICIPAL	39.352,42
MG	311180	CANAPOLIS	MUNICIPAL	69.652,37
MG	311200	CANDEIAS	MUNICIPAL	57.735,15
MG	311205	CANTAGALO	MUNICIPAL	30.672,29

MG	311210	CAPARAO	MUNICIPAL	13.436,48
MG	311220	CAPELA NOVA	MUNICIPAL	31.623,34
MG	311230	CAPELINHA	MUNICIPAL	150.505,77
MG	311240	CAPETINGA	MUNICIPAL	33.150,05
MG	311250	CAPIM BRANCO	MUNICIPAL	35.324,70
MG	311260	CAPINOPOLIS	MUNICIPAL	71.101,52
MG	311265	CAPITAO ANDRADE	MUNICIPAL	45.104,56
MG	311270	CAPITAO ENEAS	MUNICIPAL	74.736,56
MG	311280	CAPITOLIO	MUNICIPAL	10.246,85
MG	311290	CAPUTIRA	MUNICIPAL	40.428,36
MG	311300	CARAI	MUNICIPAL	82.708,71
MG	311310	CARANAIBA	MUNICIPAL	11.352,43
MG	311320	CARANDAI	MUNICIPAL	78.284,30
MG	311340	CARATINGA	MUNICIPAL	811.572,84
MG	311350	CARBONITA	MUNICIPAL	32.550,65
MG	311360	CAREACU	MUNICIPAL	37.166,81
MG	311370	CARLOS CHAGAS	MUNICIPAL	47.911,21
MG	311380	CARMESIA	MUNICIPAL	34.839,32
MG	311400	CARMO DA MATA	MUNICIPAL	10.327,37
MG	311410	CARMO DE MINAS	MUNICIPAL	45.958,80
MG	311420	CARMO DO CAJURU	MUNICIPAL	71.614,25
MG	311430	CARMO DO PARANAIBA	MUNICIPAL	93.092,92
MG	311440	CARMO DO RIO CLARO	MUNICIPAL	79.831,54
MG	311455	CARNEIRINHO	MUNICIPAL	7.281,44
MG	311480	CARVALHOS	MUNICIPAL	20.509,01
MG	311490	CASA GRANDE	MUNICIPAL	7.401,59
MG	311500	CASCALHO RICO	MUNICIPAL	39.710,96
MG	311530	CATAGUASES	MUNICIPAL	602.282,52
MG	311535	CATAS ALTAS	MUNICIPAL	7.504,41
MG	311540	CATAS ALTAS DA NORUEGA	MUNICIPAL	15.282,35
MG	311545	CATUJI	MUNICIPAL	54.589,33
MG	311547	CATUTI	MUNICIPAL	45.115,47
MG	311550	CAXAMBU	MUNICIPAL	64.554,67
MG	311560	CEDRO DO ABAETE	MUNICIPAL	4.375,56
MG	311570	CENTRAL DE MINAS	MUNICIPAL	38.969,77
MG	311580	CENTRALINA	MUNICIPAL	45.222,91
MG	311590	CHACARA	MUNICIPAL	11.248,60
MG	311600	CHALE	MUNICIPAL	63.848,95

MG	311610	CHAPADA DO NORTE	MUNICIPAL	57.178,19
MG	311615	CHAPADA GAUCHA	MUNICIPAL	65.415,97
MG	311620	CHIADOR	MUNICIPAL	11.178,28
MG	311630	CIPOTANEA	MUNICIPAL	20.773,21
MG	311640	CLARAVAL	MUNICIPAL	4.463,20
MG	311650	CLARO DOS POCOES	MUNICIPAL	50.505,42
MG	311660	CLAUDIO	MUNICIPAL	32.876,37
MG	311670	COIMBRA	MUNICIPAL	32.055,79
MG	311680	COLUNA	MUNICIPAL	59.464,86
MG	311690	COMENDADOR GOMES	MUNICIPAL	27.591,04
MG	311700	COMERCINHO	MUNICIPAL	13.605,24
MG	311710	CONCEICAO DA APARECIDA	MUNICIPAL	30.065,57
MG	311520	CONCEICAO DA BARRA DE MINAS	MUNICIPAL	2.998,20

MG	311730	CONCEICAO DAS ALAGOAS	MUNICIPAL	149.874,01
MG	311720	CONCEICAO DAS PEDRAS	MUNICIPAL	17.180,20
MG	311740	CONCEICAO DE IPANEMA	MUNICIPAL	30.174,83
MG	311760	CONCEICAO DO PARA	MUNICIPAL	6.108,85
MG	311770	CONCEICAO DO RIO VERDE	MUNICIPAL	59.460,08
MG	311780	CONCEICAO DOS OUROS	MUNICIPAL	51.042,29
MG	311783	CONEGO MARINHO	MUNICIPAL	40.001,14
MG	311787	CONFINS	MUNICIPAL	35.962,08
MG	311790	CONGONHAL	MUNICIPAL	45.262,95
MG	311800	CONGONHAS	MUNICIPAL	414.006,30
MG	311810	CONGONHAS DO NORTE	MUNICIPAL	20.190,63
MG	311820	CONQUISTA	MUNICIPAL	43.113,58
MG	311830	CONSELHEIRO LAFAIETE	MUNICIPAL	531.865,35
MG	311840	CONSELHEIRO PENA	MUNICIPAL	74.257,75
MG	311860	CONTAGEM	MUNICIPAL	2.377.721,71
MG	311870	COQUEIRAL	MUNICIPAL	34.784,68
MG	311880	CORACAO DE JESUS	MUNICIPAL	175.547,00
MG	311890	CORDISBURGO	MUNICIPAL	42.665,49
MG	311900	CORDISLANDIA	MUNICIPAL	11.477,80
MG	311910	CORINTO	MUNICIPAL	70.550,97
MG	311920	COROACI	MUNICIPAL	84.024,22
MG	311930	COROMANDEL	MUNICIPAL	105.015,54
MG	311940	CORONEL FABRICIANO	MUNICIPAL	416.157,80
MG	311950	CORONEL MURTA	MUNICIPAL	23.766,38
MG	311960	CORONEL PACHECO	MUNICIPAL	6.244,56
MG	311970	CORONEL XAVIER CHAVES	MUNICIPAL	355,40
MG	311980	CORREGO DANTA	MUNICIPAL	17.381,62
MG	311990	CORREGO DO BOM JESUS	MUNICIPAL	7.418,02
MG	311995	CORREGO FUNDO	MUNICIPAL	20.389,14
MG	312000	CORREGO NOVO	MUNICIPAL	46.452,57
MG	312010	COUTO DE MAGALHAES DE MINAS	MUNICIPAL	34.578,46
MG	312015	CRISOLITA	MUNICIPAL	17.601,48
MG	312020	CRISTAIS	MUNICIPAL	27.604,83
MG	312030	CRISTALIA	MUNICIPAL	22.421,25
MG	312040	CRISTIANO OTONI	MUNICIPAL	6.168,35
MG	312050	CRISTINA	MUNICIPAL	13.827,67
MG	312060	CRUCILANDIA	MUNICIPAL	24.577,43
MG	312070	CRUZEIRO DA FORTALEZA	MUNICIPAL	22.310,60
MG	312080	CRUZILIA	MUNICIPAL	108.880,05
MG	312083	CUPARAQUE	MUNICIPAL	38.109,67
MG	312087	CURRAL DE DENTRO	MUNICIPAL	47.997,48
MG	312090	CURVELO	MUNICIPAL	758.711,32
MG	312100	DATAS	MUNICIPAL	42.483,58
MG	312110	DELFIN MOREIRA	MUNICIPAL	21.252,09
MG	312120	DELFINOPOLIS	MUNICIPAL	30.449,10
MG	312125	DELTA	MUNICIPAL	17.671,29
MG	312130	DESCOBERTO	MUNICIPAL	29.065,93
MG	312140	DESTERRO DE ENTRE RIOS	MUNICIPAL	20.466,16
MG	312150	DESTERRO DO MELO	MUNICIPAL	3.033,81
MG	312160	DIAMANTINA	MUNICIPAL	1.003.794,76
MG	312170	DIOGO DE VASCONCELOS	MUNICIPAL	22.465,92
MG	312180	DIONISIO	MUNICIPAL	51.119,80

MG	312190	DIVINESIA	MUNICIPAL	22.320,08
MG	312200	DIVINO	MUNICIPAL	54.236,29
MG	312210	DIVINO DAS LARANJEIRAS	MUNICIPAL	58.435,44
MG	312220	DIVINOLANDIA DE MINAS	MUNICIPAL	33.216,64
MG	312230	DIVINOPOLIS	MUNICIPAL	1.677.981,23
MG	312235	DIVISA ALEGRE	MUNICIPAL	24.420,16
MG	312240	DIVISA NOVA	MUNICIPAL	28.905,38
MG	312245	DIVISOPOLIS	MUNICIPAL	55.546,97
MG	312247	DOM BOSCO	MUNICIPAL	11.394,79
MG	312250	DOM CAVATI	MUNICIPAL	8.503,86
MG	312260	DOM JOAQUIM	MUNICIPAL	29.663,98
MG	312270	DOM SILVERIO	MUNICIPAL	8.970,91
MG	312280	DOM VICOSO	MUNICIPAL	16.267,71
MG	312290	DONA EUSEBIA	MUNICIPAL	13.786,00
MG	312300	DORES DE CAMPOS	MUNICIPAL	34.605,77
MG	312310	DORES DE GUANHAES	MUNICIPAL	24.906,44
MG	312320	DORES DO INDAIA	MUNICIPAL	20.953,93
MG	312330	DORES DO TURVO	MUNICIPAL	24.827,31
MG	312340	DORESOPOLIS	MUNICIPAL	3.980,14
MG	312350	DOURADOQUARA	MUNICIPAL	24.199,12
MG	312352	DURANDE	MUNICIPAL	42.264,63
MG	312360	ELOI MENDES	MUNICIPAL	107.199,55
MG	312370	ENGENHEIRO CALDAS	MUNICIPAL	54.418,74
MG	312380	ENGENHEIRO NAVARRO	MUNICIPAL	50.836,48
MG	312385	ENTRE FOLHAS	MUNICIPAL	24.421,65
MG	312390	ENTRE RIOS DE MINAS	MUNICIPAL	111.411,48
MG	312400	ERVALIA	MUNICIPAL	41.095,55
MG	312410	ESMERALDAS	MUNICIPAL	363.765,58
MG	312420	ESPERA FELIZ	MUNICIPAL	54.902,98
MG	312430	ESPINOSA	MUNICIPAL	98.826,70
MG	312440	ESPIRITO SANTO DO DOURADO	MUNICIPAL	37.718,24
MG	312450	ESTIVA	MUNICIPAL	10.756,52
MG	312460	ESTRELA DALVA	MUNICIPAL	21.306,20
MG	312470	ESTRELA DO INDAIA	MUNICIPAL	21.811,37
MG	312480	ESTRELA DO SUL	MUNICIPAL	45.934,12
MG	312500	EWBANK DA CAMARA	MUNICIPAL	4.853,56
MG	312520	FAMA	MUNICIPAL	2.771,44
MG	312530	FARIA LEMOS	MUNICIPAL	9.316,85
MG	312540	FELICIO DOS SANTOS	MUNICIPAL	49.324,70
MG	312560	FELISBURGO	MUNICIPAL	41.748,40
MG	312570	FELIXLANDIA	MUNICIPAL	108.587,44
MG	312580	FERNANDES TOURINHO	MUNICIPAL	6.303,64
MG	312595	FERVEDOURO	MUNICIPAL	67.338,42
MG	312600	FLORESTAL	MUNICIPAL	15.749,08
MG	312610	FORMIGA	MUNICIPAL	727.863,78
MG	312620	FORMOSO	MUNICIPAL	38.297,54
MG	312630	FORTALEZA DE MINAS	MUNICIPAL	9.953,15
MG	312640	FORTUNA DE MINAS	MUNICIPAL	21.731,12
MG	312650	FRANCISCO BADARO	MUNICIPAL	39.222,98
MG	312660	FRANCISCO DUMONT	MUNICIPAL	45.814,88
MG	312670	FRANCISCO SA	MUNICIPAL	190.680,09
MG	312675	FRANCISOPOLIS	MUNICIPAL	45.754,75



MG	312680	FREI GASPAR	MUNICIPAL	56.082,53
MG	312690	FREI INOCENCIO	MUNICIPAL	62.264,95
MG	312695	FREI LAGONEGRO	MUNICIPAL	15.359,46
MG	312700	FRONTEIRA	MUNICIPAL	77.570,28
MG	312705	FRONTEIRA DOS VALES	MUNICIPAL	44.707,03
MG	312707	FRUTA DE LEITE	MUNICIPAL	25.703,66
MG	312710	FRUTAL	MUNICIPAL	65.430,03
MG	312720	FUNILANDIA	MUNICIPAL	22.089,98
MG	312730	GALILEIA	MUNICIPAL	56.279,27
MG	312733	GAMELEIRAS	MUNICIPAL	35.259,30
MG	312735	GLAUCILANDIA	MUNICIPAL	16.258,18

MG	312737	GOIABEIRA	MUNICIPAL	27.563,30
MG	312738	GOIANA	MUNICIPAL	1.166,92
MG	312740	GONCALVES	MUNICIPAL	9.225,57
MG	312750	GONZAGA	MUNICIPAL	39.725,25
MG	312760	GOUVEIA	MUNICIPAL	72.731,12
MG	312770	GOVERNADOR VALADARES	MUNICIPAL	1.310.355,93
MG	312780	GRAO MOGOL	MUNICIPAL	108.949,95
MG	312790	GRUPIARA	MUNICIPAL	37.693,22
MG	312800	GUANHAES	MUNICIPAL	297.871,62
MG	312810	GUAPE	MUNICIPAL	47.941,11
MG	312820	GUARACIABA	MUNICIPAL	18.393,21
MG	312825	GUARACIAMA	MUNICIPAL	15.139,80
MG	312830	GUARANESIA	MUNICIPAL	78.222,67
MG	312840	GUARANI	MUNICIPAL	39.009,54
MG	312850	GUARARA	MUNICIPAL	1.733,87
MG	312860	GUARDA-MOR	MUNICIPAL	29.334,77
MG	312870	GUAXUPE	MUNICIPAL	288.963,91
MG	312880	GUIDOVAL	MUNICIPAL	24.735,50
MG	312890	GUIMARANIA	MUNICIPAL	33.554,66
MG	312900	GUIRICEMA	MUNICIPAL	15.214,39
MG	312910	GURINHATA	MUNICIPAL	22.695,28
MG	312920	HELIODORA	MUNICIPAL	33.807,34
MG	312930	IAPU	MUNICIPAL	11.206,81
MG	312940	IBERTIOGA	MUNICIPAL	73.255,95
MG	312960	IBIAI	MUNICIPAL	44.530,74
MG	312965	IBIRACATU	MUNICIPAL	28.546,19
MG	312980	IBIRITE	MUNICIPAL	547.626,03
MG	312990	IBITIURA DE MINAS	MUNICIPAL	7.141,20
MG	313000	IBITURUNA	MUNICIPAL	8.231,86
MG	313005	ICARAI DE MINAS	MUNICIPAL	65.659,43
MG	313010	IGARAPE	MUNICIPAL	89.504,57
MG	313020	IGARATINGA	MUNICIPAL	12.944,55
MG	313030	IGUATAMA	MUNICIPAL	75.594,61
MG	313040	IJACI	MUNICIPAL	18.786,08
MG	313050	ILICINEA	MUNICIPAL	58.450,59
MG	313055	IMBE DE MINAS	MUNICIPAL	40.967,80
MG	313060	INCONFIDENTES	MUNICIPAL	3.025,79
MG	313065	INDAIABIRA	MUNICIPAL	55.624,42
MG	313070	INDIANOPOLIS	MUNICIPAL	7.309,37
MG	313080	INGAI	MUNICIPAL	24.654,02

MG	313090	INHAPIM	MUNICIPAL	51.488,57
MG	313100	INHAUMA	MUNICIPAL	46.845,41
MG	313110	INIMUTABA	MUNICIPAL	23.713,83
MG	313115	IPABA	MUNICIPAL	66.382,22
MG	313120	IPANEMA	MUNICIPAL	96.911,90
MG	313130	IPATINGA	MUNICIPAL	2.236.107,59
MG	313140	IPIACU	MUNICIPAL	28.711,92
MG	313150	IPIUUNA	MUNICIPAL	43.545,70
MG	313160	IRAI DE MINAS	MUNICIPAL	37.020,96
MG	313170	ITABIRA	MUNICIPAL	1.329.628,19
MG	313180	ITABIRINHA	MUNICIPAL	86.584,47
MG	313200	ITACAMBIRA	MUNICIPAL	22.286,48
MG	313210	ITACARAMBI	MUNICIPAL	101.800,54
MG	313230	ITAPE	MUNICIPAL	63.074,93
MG	313240	ITAJUBA	MUNICIPAL	697.781,31
MG	313250	ITAMARANDIBA	MUNICIPAL	216.962,69
MG	313260	ITAMARATI DE MINAS	MUNICIPAL	5.784,06
MG	313270	ITAMBACURI	MUNICIPAL	262.022,10
MG	313280	ITAMBE DO MATO DENTRO	MUNICIPAL	14.312,68
MG	313290	ITAMOGI	MUNICIPAL	16.113,14
MG	313300	ITAMONTE	MUNICIPAL	66.993,42
MG	313310	ITANHANDU	MUNICIPAL	38.000,43
MG	313320	ITANHOMI	MUNICIPAL	28.484,08
MG	313330	ITAOBIM	MUNICIPAL	205.177,15
MG	313340	ITAPAGIPE	MUNICIPAL	50.020,51
MG	313350	ITAPECERICA	MUNICIPAL	6.723,81
MG	313360	ITAPEVA	MUNICIPAL	3.589,25
MG	313375	ITAU DE MINAS	MUNICIPAL	16.394,75
MG	313380	ITAUNA	MUNICIPAL	418.817,10
MG	313390	ITAVERAVA	MUNICIPAL	22.296,83
MG	313400	ITINGA	MUNICIPAL	27.672,48
MG	313410	ITUETA	MUNICIPAL	13.445,06
MG	313420	ITUIUTABA	MUNICIPAL	441.389,64
MG	313430	ITUMIRIM	MUNICIPAL	11.851,44
MG	313440	ITURAMA	MUNICIPAL	39.442,14
MG	313450	ITUTINGA	MUNICIPAL	24.466,02
MG	313460	JABOTICATUBAS	MUNICIPAL	56.277,99
MG	313470	JACINTO	MUNICIPAL	93.042,18
MG	313490	JACUTINGA	MUNICIPAL	66.395,49
MG	313500	JAGUARACU	MUNICIPAL	22.921,95
MG	313505	JAIBA	MUNICIPAL	63.246,03
MG	313507	JAMPRUCA	MUNICIPAL	19.966,59
MG	313510	JANAUBA	MUNICIPAL	483.556,28
MG	313520	JANUARIA	MUNICIPAL	275.051,18
MG	313530	JAPARAIBA	MUNICIPAL	7.489,33
MG	313535	JAPONVAR	MUNICIPAL	46.982,75
MG	313545	JENIAPAO DE MINAS	MUNICIPAL	36.928,47
MG	313550	JEQUERI	MUNICIPAL	47.761,06
MG	313560	JEQUITAI	MUNICIPAL	62.774,16
MG	313570	JEQUITIBA	MUNICIPAL	38.457,33
MG	313580	JEQUITINHONHA	MUNICIPAL	148.995,52
MG	313590	JESUANIA	MUNICIPAL	21.415,99

MG	313600	JOAIMA	MUNICIPAL	91.006,85
MG	313610	JOANESIA	MUNICIPAL	20.360,98
MG	313620	JOAO MONLEVADE	MUNICIPAL	605.063,54
MG	313630	JOAO PINHEIRO	MUNICIPAL	45.971,54
MG	313640	JOAQUIM FELICIO	MUNICIPAL	24.385,88
MG	313650	JORDANIA	MUNICIPAL	66.933,23
MG	313652	JOSE GONCALVES DE MINAS	MUNICIPAL	23.568,21
MG	313655	JOSE RAYDAN	MUNICIPAL	18.037,83
MG	313657	JOSENOPOLIS	MUNICIPAL	15.530,14
MG	313665	JUATUBA	MUNICIPAL	44.533,39
MG	313670	JUIZ DE FORA	MUNICIPAL	3.759.877,67
MG	313680	JURAMENTO	MUNICIPAL	39.162,74
MG	313690	JURUAIA	MUNICIPAL	60.970,41
MG	313695	JUVENILIA	MUNICIPAL	25.594,74
MG	313700	LADAINHA	MUNICIPAL	114.282,05
MG	313710	LAGAMAR	MUNICIPAL	61.022,28
MG	313720	LAGOA DA PRATA	MUNICIPAL	31,04
MG	313730	LAGOA DOS PATOS	MUNICIPAL	21.031,89
MG	313740	LAGOA DOURADA	MUNICIPAL	27.398,03
MG	313750	LAGOA FORMOSA	MUNICIPAL	110.290,10
MG	313753	LAGOA GRANDE	MUNICIPAL	35.368,65
MG	313760	LAGOA SANTA	MUNICIPAL	361.476,91
MG	313770	LAJINHA	MUNICIPAL	75.016,68
MG	313780	LAMBARI	MUNICIPAL	132.252,31
MG	313790	LAMIM	MUNICIPAL	14.913,74
MG	313800	LARANJAL	MUNICIPAL	11.284,35
MG	313810	LASSANCE	MUNICIPAL	70.070,36
MG	313820	LAVRAS	MUNICIPAL	956.677,78
MG	313835	LEME DO PRADO	MUNICIPAL	25.986,32
MG	313840	LEOPOLDINA	MUNICIPAL	21.644,20
MG	313850	LIBERDADE	MUNICIPAL	21.073,49
MG	313860	LIMA DUARTE	MUNICIPAL	120.773,37
MG	313862	LIMEIRA DO OESTE	MUNICIPAL	19.753,88
MG	313865	LONTRA	MUNICIPAL	64.347,57
MG	313867	LUISBURGO	MUNICIPAL	10.627,27
MG	313868	LUISLANDIA	MUNICIPAL	47.794,87



MG	313880	LUZ	MUNICIPAL	16.453,42
MG	313890	MACHACALIS	MUNICIPAL	83.605,30
MG	313900	MACHADO	MUNICIPAL	177.069,08
MG	313910	MADRE DE DEUS DE MINAS	MUNICIPAL	8.682,36
MG	313920	MALACACHETA	MUNICIPAL	137.269,09
MG	313925	MAMONAS	MUNICIPAL	44.327,85
MG	313930	MANGA	MUNICIPAL	184.500,50
MG	313940	MANHUACU	MUNICIPAL	758.712,65
MG	313950	MANHUMIRIM	MUNICIPAL	239.092,72
MG	313960	MANTENA	MUNICIPAL	133.567,46
MG	313980	MAR DE ESPANHA	MUNICIPAL	17.131,38
MG	313970	MARAVILHAS	MUNICIPAL	16.244,90
MG	313990	MARIA DA FE	MUNICIPAL	24.081,92
MG	314000	MARIANA	MUNICIPAL	230.742,39
MG	314010	MARILAC	MUNICIPAL	25.265,86

MG	314015	MARIO CAMPOS	MUNICIPAL	62.981,86
MG	314020	MARIPA DE MINAS	MUNICIPAL	25.036,91
MG	314030	MARLIERIA	MUNICIPAL	14.743,45
MG	314040	MARMELOPOLIS	MUNICIPAL	8.083,37
MG	314050	MARTINHO CAMPOS	MUNICIPAL	11.322,44
MG	314053	MARTINS SOARES	MUNICIPAL	44.000,58
MG	314055	MATA VERDE	MUNICIPAL	37.869,12
MG	314060	MATERLANDIA	MUNICIPAL	12.610,88
MG	314070	MATEUS LEME	MUNICIPAL	129.875,19
MG	317150	MATHIAS LOBATO	MUNICIPAL	24.913,47
MG	314080	MATIAS BARBOSA	MUNICIPAL	47.336,14
MG	314085	MATIAS CARDOSO	MUNICIPAL	49.089,72
MG	314090	MATIPO	MUNICIPAL	90.000,14
MG	314100	MATO VERDE	MUNICIPAL	72.379,50
MG	314110	MATOZINHOS	MUNICIPAL	153.950,16
MG	314120	MATUTINA	MUNICIPAL	19.405,28
MG	314130	MEDEIROS	MUNICIPAL	26.234,75
MG	314140	MEDINA	MUNICIPAL	150.997,52
MG	314150	MENDES PIMENTEL	MUNICIPAL	55.643,28
MG	314160	MERCES	MUNICIPAL	48.373,39
MG	314170	MESQUITA	MUNICIPAL	15.902,96
MG	314180	MINAS NOVAS	MUNICIPAL	151.059,93
MG	314190	MINDURI	MUNICIPAL	31.465,53
MG	314200	MIRABELA	MUNICIPAL	83.869,85
MG	314210	MIRADOURO	MUNICIPAL	50.619,71
MG	314220	MIRAI	MUNICIPAL	67.986,09
MG	314225	MIRAVANIA	MUNICIPAL	30.564,97
MG	314230	MOEDA	MUNICIPAL	8.274,96
MG	314240	MOEMA	MUNICIPAL	16.690,60
MG	314250	MONJOLOS	MUNICIPAL	16.641,69
MG	314270	MONTALVANIA	MUNICIPAL	92.479,28
MG	314280	MONTE ALEGRE DE MINAS	MUNICIPAL	60.987,17
MG	314290	MONTE AZUL	MUNICIPAL	229.557,43
MG	314300	MONTE BELO	MUNICIPAL	3.811,73
MG	314310	MONTE CARMELO	MUNICIPAL	257.382,32
MG	314315	MONTE FORMOSO	MUNICIPAL	42.708,78
MG	314320	MONTE SANTO DE MINAS	MUNICIPAL	86.377,36
MG	314340	MONTE SIAO	MUNICIPAL	9.073,96
MG	314330	MONTES CLAROS	MUNICIPAL	3.097.716,55
MG	314345	MONTEZUMA	MUNICIPAL	50.348,03
MG	314350	MORADA NOVA DE MINAS	MUNICIPAL	37.622,40
MG	314360	MORRO DA GARCA	MUNICIPAL	4.919,93
MG	314370	MORRO DO PILAR	MUNICIPAL	18.139,64
MG	314380	MUNHOZ	MUNICIPAL	43.449,27
MG	314400	MUTUM	MUNICIPAL	99.493,85
MG	314410	MUZAMBINHO	MUNICIPAL	10.211,19
MG	314420	NACIP RAYDAN	MUNICIPAL	22.165,28
MG	314430	NANUQUE	MUNICIPAL	137.168,16
MG	314435	NAQUE	MUNICIPAL	41.801,43
MG	314437	NATALANDIA	MUNICIPAL	21.825,48
MG	314440	NATERCIA	MUNICIPAL	40.291,27
MG	314450	NAZARENO	MUNICIPAL	5.809,14

MG	314460	NEPOMUCENO	MUNICIPAL	89.552,15
MG	314465	NINHEIRA	MUNICIPAL	50.739,45
MG	314467	NOVA BELEM	MUNICIPAL	29.795,14
MG	314480	NOVA LIMA	MUNICIPAL	160.415,02
MG	314490	NOVA MODICA	MUNICIPAL	18.708,43
MG	314500	NOVA PONTE	MUNICIPAL	78.442,08
MG	314505	NOVA PORTEIRINHA	MUNICIPAL	13.212,78
MG	314520	NOVA SERRANA	MUNICIPAL	302.278,09
MG	313660	NOVA UNIAO	MUNICIPAL	27.496,22
MG	314530	NOVO CRUZEIRO	MUNICIPAL	124.898,04
MG	314535	NOVO ORIENTE DE MINAS	MUNICIPAL	69.924,60
MG	314537	NOVORIZONTE	MUNICIPAL	32.494,08
MG	314540	OLARIA	MUNICIPAL	20.364,65
MG	314545	OLHOS-D'AGUA	MUNICIPAL	23.195,92
MG	314550	OLIMPIO NORONHA	MUNICIPAL	5.054,43
MG	314560	OLIVEIRA	MUNICIPAL	658.058,56
MG	314570	OLIVEIRA FORTES	MUNICIPAL	7.610,12
MG	314580	ONCA DE PITANGUI	MUNICIPAL	6.739,70
MG	314585	ORATORIOS	MUNICIPAL	13.285,18
MG	314587	ORIZANIA	MUNICIPAL	36.077,90
MG	314590	OURO BRANCO	MUNICIPAL	60.931,84
MG	314600	OURO FINO	MUNICIPAL	37.594,21
MG	314610	OURO PRETO	MUNICIPAL	370.041,86
MG	314620	OURO VERDE DE MINAS	MUNICIPAL	84.388,19
MG	314625	PADRE CARVALHO	MUNICIPAL	57.761,62
MG	314630	PADRE PARAISO	MUNICIPAL	90.912,71
MG	314655	PAI PEDRO	MUNICIPAL	31.678,29
MG	314640	PAINEIRAS	MUNICIPAL	17.196,48
MG	314650	PAINS	MUNICIPAL	28.799,24
MG	314660	PAIVA	MUNICIPAL	9.756,23
MG	314670	PALMA	MUNICIPAL	17.057,82
MG	314675	PALMOPOLIS	MUNICIPAL	33.153,60
MG	314690	PAPAGAIOS	MUNICIPAL	25.029,66
MG	314710	PARA DE MINAS	MUNICIPAL	629.648,80
MG	314720	PARAGUACU	MUNICIPAL	72.578,38
MG	314730	PARAISOPOLIS	MUNICIPAL	51.294,08
MG	314740	PARAOPEBA	MUNICIPAL	20.477,89
MG	314760	PASSA QUATRO	MUNICIPAL	85.561,99
MG	314750	PASSABEM	MUNICIPAL	18.788,86
MG	314780	PASSA-VINTE	MUNICIPAL	13.819,22
MG	314795	PATIS	MUNICIPAL	37.520,02
MG	314800	PATOS DE MINAS	MUNICIPAL	464.369,26
MG	314810	PATROCINIO	MUNICIPAL	776.841,82
MG	314820	PATROCINIO DO MURIAE	MUNICIPAL	33.029,77
MG	314830	PAULA CANDIDO	MUNICIPAL	25.046,90
MG	314840	PAULISTAS	MUNICIPAL	18.717,04
MG	314850	PAVAO	MUNICIPAL	51.976,84
MG	314860	PECANHA	MUNICIPAL	129.274,63
MG	314870	PEDRA AZUL	MUNICIPAL	160.391,03
MG	314875	PEDRA BONITA	MUNICIPAL	19.938,06
MG	314880	PEDRA DO ANTA	MUNICIPAL	18.498,66
MG	314890	PEDRA DO INDAIA	MUNICIPAL	24.239,22



MG	314900	PEDRA DOURADA	MUNICIPAL	10.963,18
MG	314915	PEDRAS DE MARIA DA CRUZ	MUNICIPAL	49.559,20
MG	314920	PEDRINOPOLIS	MUNICIPAL	30.745,37
MG	314930	PEDRO LEOPOLDO	MUNICIPAL	182.144,21
MG	314940	PEDRO TEIXEIRA	MUNICIPAL	22.772,72
MG	314950	PEQUERI	MUNICIPAL	29.665,01
MG	314960	PEQUI	MUNICIPAL	26.827,43
MG	314970	PERDIGAO	MUNICIPAL	36.266,06
MG	314980	PERDIZES	MUNICIPAL	90.356,53

MG	314990	PERDOES	MUNICIPAL	60.768,46
MG	314995	PERIQUITO	MUNICIPAL	37.736,38
MG	315000	PESCADOR	MUNICIPAL	34.128,61
MG	315010	PIAU	MUNICIPAL	14.484,95
MG	315015	PIEDADE DE CARATINGA	MUNICIPAL	21.833,89
MG	315020	PIEDADE DE PONTE NOVA	MUNICIPAL	11.871,20
MG	315030	PIEDADE DO RIO GRANDE	MUNICIPAL	16.734,88
MG	315040	PIEDADE DOS GERAIS	MUNICIPAL	15.801,62
MG	315050	PIMENTA	MUNICIPAL	47.035,78
MG	315053	PINGO-D'AGUA	MUNICIPAL	54.897,31
MG	315057	PINTOPOLIS	MUNICIPAL	33.576,92
MG	315060	PIRACEMA	MUNICIPAL	14.560,57
MG	315070	PIRAJUBA	MUNICIPAL	15.276,48
MG	315080	PIRANGA	MUNICIPAL	62.599,11
MG	315090	PIRANGUCU	MUNICIPAL	2.071,96
MG	315100	PIRANGUINHO	MUNICIPAL	22.704,07
MG	315110	PIRAPETINGA	MUNICIPAL	99.839,17
MG	315120	PIRAPORA	MUNICIPAL	581.032,13
MG	315130	PIRAUBA	MUNICIPAL	35.041,68
MG	315140	PITANGUI	MUNICIPAL	25.703,20
MG	315160	PLANURA	MUNICIPAL	15.240,92
MG	315170	POCO FUNDO	MUNICIPAL	200.005,80
MG	315180	POCOS DE CALDAS	MUNICIPAL	1.702.571,62
MG	315190	POCRANE	MUNICIPAL	53.905,34
MG	315200	POMPEU	MUNICIPAL	44.546,15
MG	315210	PONTE NOVA	MUNICIPAL	1.305.845,72
MG	315213	PONTO CHIQUE	MUNICIPAL	37.315,78
MG	315217	PONTO DOS VOLANTES	MUNICIPAL	56.982,64
MG	315220	PORTEIRINHA	MUNICIPAL	177.584,32
MG	315230	PORTO FIRME	MUNICIPAL	34.829,69
MG	315240	POTE	MUNICIPAL	100.405,00
MG	315250	POUSO ALEGRE	MUNICIPAL	552.787,78
MG	315260	POUSO ALTO	MUNICIPAL	19.363,79
MG	315270	PRADOS	MUNICIPAL	9.693,41
MG	315280	PRATA	MUNICIPAL	100.738,92
MG	315290	PRATAPOLIS	MUNICIPAL	21.866,71
MG	315300	PRATINHA	MUNICIPAL	14.750,80
MG	315310	PRESIDENTE BERNARDES	MUNICIPAL	64.452,64
MG	315330	PRESIDENTE KUBITSCHK	MUNICIPAL	23.291,32
MG	315340	PRESIDENTE OLEGARIO	MUNICIPAL	58.906,20
MG	315360	PRUDENTE DE MORAIS	MUNICIPAL	32.112,39
MG	315370	QUARTEL GERAL	MUNICIPAL	15.844,43

MG	315390	RAPOSOS	MUNICIPAL	49.539,46
MG	315400	RAUL SOARES	MUNICIPAL	142.540,02
MG	315410	RECREIO	MUNICIPAL	48.913,99
MG	315415	REDUTO	MUNICIPAL	45.253,98
MG	315420	RESENDE COSTA	MUNICIPAL	23.475,28
MG	315430	RESPLENDOR	MUNICIPAL	30.582,72
MG	315440	RESSAQUINHA	MUNICIPAL	2.381,30
MG	315445	RIACHINHO	MUNICIPAL	58.271,42
MG	315450	RIACHO DOS MACHADOS	MUNICIPAL	47.636,58
MG	315460	RIBEIRAO DAS NEVES	MUNICIPAL	624.614,15
MG	315470	RIBEIRAO VERMELHO	MUNICIPAL	31.468,03
MG	315480	RIO ACIMA	MUNICIPAL	29.388,64
MG	315490	RIO CASCA	MUNICIPAL	91.006,33
MG	315510	RIO DO PRADO	MUNICIPAL	31.454,56
MG	315500	RIO DOCE	MUNICIPAL	6.043,12
MG	315520	RIO ESPERA	MUNICIPAL	28.800,43
MG	315530	RIO MANSO	MUNICIPAL	29.802,05
MG	315540	RIO NOVO	MUNICIPAL	35.993,11
MG	315550	RIO PARANAIBA	MUNICIPAL	27.880,93
MG	315560	RIO PARDO DE MINAS	MUNICIPAL	106.115,22
MG	315590	RIO PRETO	MUNICIPAL	26.154,55
MG	315600	RIO VERMELHO	MUNICIPAL	47.434,88
MG	315610	RITAPOLIS	MUNICIPAL	24.815,72
MG	315620	ROCHEDO DE MINAS	MUNICIPAL	8.358,24
MG	315630	RODEIRO	MUNICIPAL	11.729,34
MG	315640	ROMARIA	MUNICIPAL	19.492,04
MG	315645	ROSARIO DA LIMEIRA	MUNICIPAL	25.278,88
MG	315650	RUBELITA	MUNICIPAL	38.822,75
MG	315660	RUBIM	MUNICIPAL	49.237,10
MG	315670	SABARA	MUNICIPAL	198.046,55
MG	315680	SABINOPOLIS	MUNICIPAL	27.250,23
MG	315690	SACRAMENTO	MUNICIPAL	138.995,45
MG	315700	SALINAS	MUNICIPAL	311.359,32
MG	315710	SALTO DA DIVISA	MUNICIPAL	47.330,17
MG	315720	SANTA BARBARA	MUNICIPAL	103.840,25
MG	315725	SANTA BARBARA DO LESTE	MUNICIPAL	22.937,32
MG	315727	SANTA BARBARA DO MONTE VERDE	MUNICIPAL	30.262,02
MG	315730	SANTA BARBARA DO TUGURIO	MUNICIPAL	13.421,69
MG	315733	SANTA CRUZ DE MINAS	MUNICIPAL	9.592,19
MG	315737	SANTA CRUZ DE SALINAS	MUNICIPAL	34.690,18
MG	315740	SANTA CRUZ DO ESCALVADO	MUNICIPAL	17.655,04
MG	315750	SANTA EFIGENIA DE MINAS	MUNICIPAL	37.849,80
MG	315760	SANTA FE DE MINAS	MUNICIPAL	43.180,05
MG	315765	SANTA HELENA DE MINAS	MUNICIPAL	40.268,25
MG	315770	SANTA JULIANA	MUNICIPAL	59.007,18
MG	315780	SANTA LUZIA	MUNICIPAL	467.825,39
MG	315790	SANTA MARGARIDA	MUNICIPAL	32.971,41
MG	315800	SANTA MARIA DE ITABIRA	MUNICIPAL	23.402,94
MG	315810	SANTA MARIA DO SALTO	MUNICIPAL	28.763,67
MG	315820	SANTA MARIA DO SUACUI	MUNICIPAL	110.175,00
MG	315920	SANTA RITA DE CALDAS	MUNICIPAL	24.993,80
MG	315940	SANTA RITA DE IBITIPOCA	MUNICIPAL	15.559,14

MG	315930	SANTA RITA DE JACUTINGA	MUNICIPAL	6.128,94
MG	315935	SANTA RITA DE MINAS	MUNICIPAL	25.562,44
MG	315950	SANTA RITA DO ITUETO	MUNICIPAL	14.067,34
MG	315960	SANTA RITA DO SAPUCAI	MUNICIPAL	211.109,77
MG	315970	SANTA ROSA DA SERRA	MUNICIPAL	54.304,32
MG	315980	SANTA VITORIA	MUNICIPAL	43.115,09
MG	315830	SANTANA DA VARGEM	MUNICIPAL	18.501,44
MG	315840	SANTANA DE CATAGUASES	MUNICIPAL	4.941,92
MG	315850	SANTANA DE PIRAPAMA	MUNICIPAL	27.984,42
MG	315860	SANTANA DO DESERTO	MUNICIPAL	2.390,07
MG	315870	SANTANA DO GARAMBEU	MUNICIPAL	39.496,58
MG	315880	SANTANA DO JACARE	MUNICIPAL	20.990,76
MG	315890	SANTANA DO MANHUACU	MUNICIPAL	60.742,05
MG	315895	SANTANA DO PARAISO	MUNICIPAL	14.130,42
MG	315900	SANTANA DO RIACHO	MUNICIPAL	33.178,00
MG	315990	SANTO ANTONIO DO AMPARO	MUNICIPAL	231.094,66
MG	316000	SANTO ANTONIO DO AVENTUREIRO	MUNICIPAL	19.484,98
MG	316010	SANTO ANTONIO DO GRAMA	MUNICIPAL	18.656,89
MG	316020	SANTO ANTONIO DO ITAMBE	MUNICIPAL	2.672,74
MG	316030	SANTO ANTONIO DO JACINTO	MUNICIPAL	37.426,32
MG	316040	SANTO ANTONIO DO MONTE	MUNICIPAL	293.467,80
MG	316045	SANTO ANTONIO DO RETIRO	MUNICIPAL	46.389,84
MG	316050	SANTO ANTONIO DO RIO ABAIXO	MUNICIPAL	12.525,51
MG	316060	SANTO HIPOLITO	MUNICIPAL	14.906,11
MG	316070	SANTOS DUMONT	MUNICIPAL	247.121,85
MG	316080	SAO BENTO ABADE	MUNICIPAL	6.382,16
MG	316090	SAO BRAS DO SUACUI	MUNICIPAL	3.711,02
MG	316095	SAO DOMINGOS DAS DORES	MUNICIPAL	11.904,81
MG	316100	SAO DOMINGOS DO PRATA	MUNICIPAL	66.578,30
MG	316105	SAO FELIX DE MINAS	MUNICIPAL	27.197,61
MG	316110	SAO FRANCISCO	MUNICIPAL	291.930,37
MG	316120	SAO FRANCISCO DE PAULA	MUNICIPAL	24.099,08
MG	316130	SAO FRANCISCO DE SALES	MUNICIPAL	25.978,44
MG	316140	SAO FRANCISCO DO GLORIA	MUNICIPAL	19.027,01

MG	316150	SAO GERALDO	MUNICIPAL	21.777,61
MG	316160	SAO GERALDO DA PIEDADE	MUNICIPAL	20.847,32
MG	316165	SAO GERALDO DO BAIXIO	MUNICIPAL	21.714,67
MG	316170	SAO GONCALO DO ABAETE	MUNICIPAL	29.401,01
MG	316180	SAO GONCALO DO PARA	MUNICIPAL	38.770,37
MG	316190	SAO GONCALO DO RIO ABAIXO	MUNICIPAL	1.235,16
MG	312550	SAO GONCALO DO RIO PRETO	MUNICIPAL	41.065,94
MG	316200	SAO GONCALO DO SAPUCAI	MUNICIPAL	37.564,62
MG	316210	SAO GOTARDO	MUNICIPAL	116.150,91
MG	316220	SAO JOAO BATISTA DO GLORIA	MUNICIPAL	208,07
MG	316225	SAO JOAO DA LAGOA	MUNICIPAL	30.649,55
MG	316230	SAO JOAO DA MATA	MUNICIPAL	10.027,62
MG	316240	SAO JOAO DA PONTE	MUNICIPAL	147.370,73
MG	316245	SAO JOAO DAS MISSOES	MUNICIPAL	19.647,12
MG	316250	SAO JOAO DEL REI	MUNICIPAL	1.113.237,79
MG	316255	SAO JOAO DO MANHUACU	MUNICIPAL	16.241,15
MG	316257	SAO JOAO DO MANTENINHA	MUNICIPAL	21.496,28



MG	316260	SAO JOAO DO ORIENTE	MUNICIPAL	34.415,46
MG	316265	SAO JOAO DO PACUI	MUNICIPAL	35.484,93
MG	316270	SAO JOAO DO PARAISO	MUNICIPAL	141.519,93
MG	316280	SAO JOAO EVANGELISTA	MUNICIPAL	109.906,02
MG	316290	SAO JOAO NEPOMUCENO	MUNICIPAL	107.815,41
MG	316292	SAO JOAQUIM DE BICAS	MUNICIPAL	108.282,74
MG	316294	SAO JOSE DA BARRA	MUNICIPAL	18.613,98
MG	316295	SAO JOSE DA LAPA	MUNICIPAL	135.009,81
MG	316300	SAO JOSE DA SAFIRA	MUNICIPAL	29.216,00
MG	316310	SAO JOSE DA VARGINHA	MUNICIPAL	24.052,19
MG	316320	SAO JOSE DO ALEGRE	MUNICIPAL	5.112,19
MG	316330	SAO JOSE DO DIVINO	MUNICIPAL	36.878,96
MG	316340	SAO JOSE DO GOIABAL	MUNICIPAL	21.783,90
MG	316350	SAO JOSE DO JACURI	MUNICIPAL	14.557,53
MG	316360	SAO JOSE DO MANTIMENTO	MUNICIPAL	33.843,32
MG	316370	SAO LOURENCO	MUNICIPAL	482.753,51
MG	316380	SAO MIGUEL DO ANTA	MUNICIPAL	29.228,93
MG	316390	SAO PEDRO DA UNIAO	MUNICIPAL	3.491,92
MG	316410	SAO PEDRO DO SUACUI	MUNICIPAL	29.317,48
MG	316400	SAO PEDRO DOS FERROS	MUNICIPAL	29.557,14
MG	316420	SAO ROMAO	MUNICIPAL	82.588,17
MG	316430	SAO ROQUE DE MINAS	MUNICIPAL	43.978,71
MG	316440	SAO SEBASTIAO DA BELA VISTA	MUNICIPAL	36.777,17
MG	316443	SAO SEBASTIAO DA VARGEM ALEGRE	MUNICIPAL	37.333,33
MG	316447	SAO SEBASTIAO DO ANTA	MUNICIPAL	22.885,92
MG	316450	SAO SEBASTIAO DO MARANHAO	MUNICIPAL	72.868,66
MG	316470	SAO SEBASTIAO DO PARAISO	MUNICIPAL	547.818,76
MG	316480	SAO SEBASTIAO DO RIO PRETO	MUNICIPAL	32.006,58
MG	316490	SAO SEBASTIAO DO RIO VERDE	MUNICIPAL	5.130,69
MG	316520	SAO THOME DAS LETRAS	MUNICIPAL	53.625,75
MG	316500	SAO TIAGO	MUNICIPAL	20.305,22
MG	316510	SAO TOMAS DE AQUINO	MUNICIPAL	18.012,79
MG	316530	SAO VICENTE DE MINAS	MUNICIPAL	7.264,93
MG	316540	SAPUCAI-MIRIM	MUNICIPAL	19.951,87
MG	316550	SARDOA	MUNICIPAL	36.813,34
MG	316553	SARZEDO	MUNICIPAL	106.816,20
MG	316556	SEM-PEIXE	MUNICIPAL	28.149,11
MG	316557	SENADOR AMARAL	MUNICIPAL	17.307,18
MG	316560	SENADOR CORTES	MUNICIPAL	10.305,15
MG	316570	SENADOR FIRMINO	MUNICIPAL	35.689,75
MG	316580	SENADOR JOSE BENTO	MUNICIPAL	11.256,75
MG	316590	SENADOR MODESTINO GONCALVES	MUNICIPAL	35.814,59
MG	316600	SENHORA DE OLIVEIRA	MUNICIPAL	27.962,97
MG	316610	SENHORA DO PORTO	MUNICIPAL	11.991,30
MG	316620	SENHORA DOS REMEDIOS	MUNICIPAL	36.242,02
MG	316630	SERICITA	MUNICIPAL	52.941,36
MG	316640	SERITINGA	MUNICIPAL	6.305,90
MG	316650	SERRA AZUL DE MINAS	MUNICIPAL	19.053,99
MG	316660	SERRA DA SAUDADE	MUNICIPAL	8.047,54
MG	316680	SERRA DO SALITRE	MUNICIPAL	74.385,69
MG	316670	SERRA DOS AIMORES	MUNICIPAL	29.921,36
MG	316690	SERRANIA	MUNICIPAL	37.074,10

MG	316695	SERRANOPOLIS DE MINAS	MUNICIPAL	20.843,94
MG	316700	SERRANOS	MUNICIPAL	17.967,25
MG	316710	SERRO	MUNICIPAL	91.274,94
MG	316720	SETE LAGOAS	MUNICIPAL	2.182.079,23
MG	316555	SETUBINHA	MUNICIPAL	47.216,48
MG	316730	SILVEIRANIA	MUNICIPAL	14.307,75
MG	316740	SILVIANOPOLIS	MUNICIPAL	29.504,57
MG	316750	SIMAO PEREIRA	MUNICIPAL	13.418,56
MG	316760	SIMONESIA	MUNICIPAL	90.399,09
MG	316770	SOBRALIA	MUNICIPAL	22.569,79
MG	316780	SOLEDADE DE MINAS	MUNICIPAL	5.585,84
MG	316790	TABULEIRO	MUNICIPAL	11.166,22
MG	316800	TAIOBEIRAS	MUNICIPAL	362.575,76
MG	316805	TAPARUBA	MUNICIPAL	45.520,61
MG	316810	TAPIRA	MUNICIPAL	13.836,46
MG	316820	TAPIRAI	MUNICIPAL	6.375,14
MG	316830	TAQUARACU DE MINAS	MUNICIPAL	9.019,87
MG	316840	TARUMIRIM	MUNICIPAL	95.667,86
MG	316850	TEIXEIRAS	MUNICIPAL	41.115,60
MG	316860	TEOFILO OTONI	MUNICIPAL	2.381.464,04
MG	316870	TIMOTEO	MUNICIPAL	409.722,33
MG	316880	TIRADENTES	MUNICIPAL	27.904,42
MG	316890	TIROS	MUNICIPAL	10.575,48
MG	316900	TOCANTINS	MUNICIPAL	22.780,44
MG	316905	TOCOS DO MOJI	MUNICIPAL	7.874,01
MG	316910	TOLEDO	MUNICIPAL	52.431,02
MG	316920	TOMBOS	MUNICIPAL	102.705,28
MG	316930	TRES CORACOES	MUNICIPAL	477.703,86
MG	316935	TRES MARIAS	MUNICIPAL	65.365,17
MG	316940	TRES PONTAS	MUNICIPAL	306.185,77
MG	316950	TUMIRITINGA	MUNICIPAL	37.913,64
MG	316960	TUPACIGUARA	MUNICIPAL	154.525,28
MG	316970	TURMALINA	MUNICIPAL	31.089,64
MG	317000	UBAI	MUNICIPAL	83.309,81
MG	317005	UBAPORANGA	MUNICIPAL	50.238,18
MG	317010	UBERABA	MUNICIPAL	1.135.489,59
MG	317020	UBERLANDIA	MUNICIPAL	832.130,02
MG	317030	UMBURATIBA	MUNICIPAL	26.402,57
MG	317040	UNAI	MUNICIPAL	106.353,43
MG	317047	URUANA DE MINAS	MUNICIPAL	35.603,87
MG	317050	URUCANIA	MUNICIPAL	27.617,00
MG	317052	URUCUIA	MUNICIPAL	61.709,03
MG	317057	VARGEM ALEGRE	MUNICIPAL	31.844,40
MG	317060	VARGEM BONITA	MUNICIPAL	20.828,17
MG	317065	VARGEM GRANDE DO RIO PARDO	MUNICIPAL	52.450,94
MG	317070	VARGINHA	MUNICIPAL	855.174,97
MG	317075	VARJAO DE MINAS	MUNICIPAL	32.268,22
MG	317080	VARZEA DA PALMA	MUNICIPAL	121.461,02
MG	317090	VARZELANDIA	MUNICIPAL	95.927,79
MG	317100	VAZANTE	MUNICIPAL	108.668,78
MG	317103	VERDELANDIA	MUNICIPAL	31.847,92
MG	317107	VEREDINHA	MUNICIPAL	36.640,43

MG	317110	VERISSIMO	MUNICIPAL	4.329,54
MG	317115	VERMELHO NOVO	MUNICIPAL	6.734,77
MG	317120	VESPASIANO	MUNICIPAL	742.645,92
MG	317130	VICOSA	MUNICIPAL	872.455,44
MG	317140	VIEIRAS	MUNICIPAL	23.557,65
MG	317160	VIRGEM DA LAPA	MUNICIPAL	69.364,81
MG	317170	VIRGINIA	MUNICIPAL	13.022,94

MG	317180	VIRGINOPOLIS	MUNICIPAL	58.213,03
MG	317190	VIRGOLANDIA	MUNICIPAL	36.261,02
MG	317210	VOLTA GRANDE	MUNICIPAL	38.817,25
MS	500270	MATO GROSSO DO SUL	ESTADUAL	1.109.036,29
MS	500020	AGUA CLARA	MUNICIPAL	22.798,63
MS	500060	AMAMBAI	MUNICIPAL	81.436,38
MS	500070	ANASTACIO	MUNICIPAL	94.967,42
MS	500080	ANAUROLANDIA	MUNICIPAL	28.036,37
MS	500085	ANGELICA	MUNICIPAL	20.267,73
MS	500090	ANTONIO JOAO	MUNICIPAL	95.644,72
MS	500100	APARECIDA DO TABOADO	MUNICIPAL	68.872,84
MS	500110	AQUIDAUANA	MUNICIPAL	277.339,36
MS	500124	ARAL MOREIRA	MUNICIPAL	12.553,49
MS	500150	BANDEIRANTES	MUNICIPAL	20.000,54
MS	500190	BATAGUASSU	MUNICIPAL	32.094,74
MS	500200	BATAYPORA	MUNICIPAL	19.364,65
MS	500210	BELA VISTA	MUNICIPAL	46.628,87
MS	500215	BODOQUENA	MUNICIPAL	31.297,74
MS	500220	BONITO	MUNICIPAL	34.730,31
MS	500230	BRASILANDIA	MUNICIPAL	34.443,60
MS	500240	CAARAPO	MUNICIPAL	46.701,07
MS	500260	CAMAPUA	MUNICIPAL	35.441,91
MS	500270	CAMPO GRANDE	MUNICIPAL	4.909.003,10
MS	500280	CARACOL	MUNICIPAL	26.916,05
MS	500290	CASSILANDIA	MUNICIPAL	63.301,48
MS	500310	CORGUINHO	MUNICIPAL	28.123,60
MS	500315	CORONEL SAPUCAIA	MUNICIPAL	100.928,21
MS	500320	CORUMBA	MUNICIPAL	368.546,37
MS	500325	COSTA RICA	MUNICIPAL	112.419,70
MS	500330	COXIM	MUNICIPAL	182.042,97
MS	500345	DEODAPOLIS	MUNICIPAL	19.182,86
MS	500348	DOIS IRMAOS DO BURITI	MUNICIPAL	66.219,17
MS	500350	DOURADINA	MUNICIPAL	2.886,60
MS	500370	DOURADOS	MUNICIPAL	1.359.192,56
MS	500375	ELDORADO	MUNICIPAL	21.653,37
MS	500380	FATIMA DO SUL	MUNICIPAL	116.345,11
MS	500400	GLORIA DE DOURADOS	MUNICIPAL	21.647,10
MS	500410	GUIA LOPES DA LAGUNA	MUNICIPAL	27.867,37
MS	500430	IGUATEMI	MUNICIPAL	3.627,36
MS	500440	INOCENCIA	MUNICIPAL	71.903,62
MS	500450	ITAPORA	MUNICIPAL	28.132,00
MS	500460	ITAQUIRAI	MUNICIPAL	20.986,37
MS	500470	IVINHEMA	MUNICIPAL	26.829,36
MS	500480	JAPORA	MUNICIPAL	15.947,46



MS	500500	JARDIM	MUNICIPAL	78.018,27
MS	500510	JATEI	MUNICIPAL	16.826,41
MS	500515	JUTI	MUNICIPAL	31.379,63
MS	500520	LADARIO	MUNICIPAL	16.307,14
MS	500525	LAGUNA CARAPA	MUNICIPAL	22.911,73
MS	500540	MARACAJU	MUNICIPAL	87.410,25
MS	500560	MIRANDA	MUNICIPAL	130.182,07
MS	500568	MUNDO NOVO	MUNICIPAL	20.044,14
MS	500570	NAVIRAI	MUNICIPAL	33.095,61
MS	500580	NIOAQUE	MUNICIPAL	32.695,62
MS	500620	NOVA ANDRADINA	MUNICIPAL	235.579,77
MS	500625	NOVO HORIZONTE DO SUL	MUNICIPAL	27.232,19
MS	500627	PARAISO DAS AGUAS	MUNICIPAL	2.626,36
MS	500630	PARANAIBA	MUNICIPAL	328.729,31
MS	500635	PARANHOS	MUNICIPAL	7.906,42
MS	500640	PEDRO GOMES	MUNICIPAL	8.513,64
MS	500660	PONTA PORÁ	MUNICIPAL	59.607,25
MS	500690	PORTO MURTINHO	MUNICIPAL	10.291,44
MS	500710	RIBAS DO RIO PARDO	MUNICIPAL	17.512,72
MS	500720	RIO BRILHANTE	MUNICIPAL	67.486,26
MS	500730	RIO NEGRO	MUNICIPAL	47.835,95
MS	500740	RIO VERDE DE MATO GROSSO	MUNICIPAL	31.463,55
MS	500750	ROCHEDO	MUNICIPAL	18.743,46
MS	500755	SANTA RITA DO PARDO	MUNICIPAL	13.780,91
MS	500769	SAO GABRIEL DO OESTE	MUNICIPAL	1.379,50
MS	500780	SELVIRIA	MUNICIPAL	9.685,48
MS	500770	SETE QUEDAS	MUNICIPAL	11.446,41
MS	500790	SIDROLANDIA	MUNICIPAL	139.705,78
MS	500793	SONORA	MUNICIPAL	25.705,39
MS	500795	TACURU	MUNICIPAL	35.450,53
MS	500797	TAQUARUSSU	MUNICIPAL	15.541,35
MS	500800	TERENOS	MUNICIPAL	20.035,62
MS	500830	TRES LAGOAS	MUNICIPAL	473.292,85
MS	500840	VICENTINA	MUNICIPAL	26.352,31
MT	510340	MATO GROSSO	ESTADUAL	2.288.110,95
MT	510010	ACORIZAL	MUNICIPAL	39.547,64
MT	510025	ALTA FLORESTA	MUNICIPAL	44.921,05
MT	510030	ALTO ARAGUAIA	MUNICIPAL	6.175,08
MT	510035	ALTO BOA VISTA	MUNICIPAL	13.595,83
MT	510040	ALTO GARCAS	MUNICIPAL	681,17
MT	510050	ALTO PARAGUAI	MUNICIPAL	65.319,04
MT	510060	ALTO TAQUARI	MUNICIPAL	885,22
MT	510080	APIACAS	MUNICIPAL	15.918,84
MT	510100	ARAGUAIANA	MUNICIPAL	25.225,32
MT	510120	ARAGUAINHA	MUNICIPAL	7.945,12
MT	510125	ARAPUTANGA	MUNICIPAL	17.185,00
MT	510130	ARENAPOLIS	MUNICIPAL	37.568,03
MT	510140	ARIPUANA	MUNICIPAL	490,59
MT	510160	BARAO DE MELGACO	MUNICIPAL	16.245,46
MT	510170	BARRA DO BUGRES	MUNICIPAL	170.241,96
MT	510180	BARRA DO GARCAS	MUNICIPAL	400.986,30
MT	510185	BOM JESUS DO ARAGUAIA	MUNICIPAL	16.644,87

MT	510190	BRASNORTE	MUNICIPAL	26.735,18
MT	510250	CACERES	MUNICIPAL	103.294,08
MT	510260	CAMPINAPOLIS	MUNICIPAL	9.453,62
MT	510267	CAMPO VERDE	MUNICIPAL	132.403,84
MT	510270	CANARANA	MUNICIPAL	9.730,66
MT	510285	CASTANHEIRA	MUNICIPAL	26.254,53
MT	510300	CHAPADA DOS GUIMARAES	MUNICIPAL	60.898,52
MT	510305	CLAUDIA	MUNICIPAL	30.834,77
MT	510310	COCALINHO	MUNICIPAL	7.913,88
MT	510320	COLIDER	MUNICIPAL	25.045,77
MT	510325	COLNIZA	MUNICIPAL	18.780,31
MT	510330	COMODORO	MUNICIPAL	36.004,60
MT	510335	CONFRESA	MUNICIPAL	87.691,60
MT	510336	CONQUISTA D'OESTE	MUNICIPAL	96,21
MT	510337	COTRIGUACU	MUNICIPAL	13.654,34
MT	510340	CUIABA	MUNICIPAL	2.603.186,50
MT	510343	CURVELANDIA	MUNICIPAL	8.355,68
MT	510345	DENISE	MUNICIPAL	13.723,62
MT	510350	DIAMANTINO	MUNICIPAL	58.206,54
MT	510360	DOM AQUINO	MUNICIPAL	19.476,84
MT	510370	FELIZ NATAL	MUNICIPAL	26.145,85
MT	510380	FIGUEIROPOLIS D'OESTE	MUNICIPAL	8.417,31
MT	510390	GENERAL CARNEIRO	MUNICIPAL	18.831,91
MT	510395	GLORIA D'OESTE	MUNICIPAL	13.764,50
MT	510410	GUARANTA DO NORTE	MUNICIPAL	50.075,87
MT	510420	GUIRATINGA	MUNICIPAL	9.978,67
MT	510450	INDIAVAI	MUNICIPAL	1.289,80
MT	510452	IPIRANGA DO NORTE	MUNICIPAL	398,28
MT	510454	ITANHANGA	MUNICIPAL	5.270,99
MT	510455	ITAUBA	MUNICIPAL	1.350,69
MT	510460	ITUIQUIRA	MUNICIPAL	44.383,92
MT	510480	JACIARA	MUNICIPAL	101.819,93

MT	510490	JANGADA	MUNICIPAL	99.198,82
MT	510500	JAURU	MUNICIPAL	9.758,92
MT	510510	JUARA	MUNICIPAL	43.533,79
MT	510515	JUINA	MUNICIPAL	231.628,07
MT	510517	JURUENA	MUNICIPAL	20.646,35
MT	510520	JUSCIMEIRA	MUNICIPAL	48.401,23
MT	510523	LAMBARI D'OESTE	MUNICIPAL	14.684,73
MT	510525	LUCAS DO RIO VERDE	MUNICIPAL	239.857,98
MT	510530	LUCIARA	MUNICIPAL	20.198,88
MT	510558	MARCELANDIA	MUNICIPAL	40.954,21
MT	510560	MATUPA	MUNICIPAL	54.112,30
MT	510562	MIRASSOL D'OESTE	MUNICIPAL	31.050,29
MT	510590	NOBRES	MUNICIPAL	31.709,55
MT	510600	NORTELANDIA	MUNICIPAL	11.812,43
MT	510610	NOSSA SENHORA DO LIVRAMENTO	MUNICIPAL	30.220,30
MT	510615	NOVA BANDEIRANTES	MUNICIPAL	48.094,24
MT	510620	NOVA BRASILANDIA	MUNICIPAL	6.914,79
MT	510621	NOVA CANAÁ DO NORTE	MUNICIPAL	37.518,30
MT	510618	NOVA LACERDA	MUNICIPAL	1.249,43

MT	510885	NOVA MARILANDIA	MUNICIPAL	8.887,50
MT	510890	NOVA MARINGA	MUNICIPAL	6.802,23
MT	510895	NOVA MONTE VERDE	MUNICIPAL	11.330,25
MT	510619	NOVA SANTA HELENA	MUNICIPAL	4.008,40
MT	510624	NOVA UBIRATA	MUNICIPAL	8.438,57
MT	510627	NOVO HORIZONTE DO NORTE	MUNICIPAL	6.436,38
MT	510626	NOVO MUNDO	MUNICIPAL	10.197,13
MT	510631	NOVO SANTO ANTONIO	MUNICIPAL	4.428,65
MT	510628	NOVO SAO JOAQUIM	MUNICIPAL	22.031,93
MT	510629	PARANAITA	MUNICIPAL	17.341,33
MT	510630	PARANATINGA	MUNICIPAL	40.915,57
MT	510637	PEDRA PRETA	MUNICIPAL	51.426,06
MT	510642	PEIXOTO DE AZEVEDO	MUNICIPAL	153.996,46
MT	510645	PLANALTO DA SERRA	MUNICIPAL	13.655,99
MT	510650	POCONE	MUNICIPAL	109.934,27
MT	510665	PONTAL DO ARAGUAIA	MUNICIPAL	5.703,92
MT	510675	PONTES E LACERDA	MUNICIPAL	158.011,39
MT	510680	PORTO DOS GAUCHOS	MUNICIPAL	3.541,68
MT	510685	PORTO ESTRELA	MUNICIPAL	15.132,88
MT	510700	POXOREO	MUNICIPAL	66.890,86
MT	510704	PRIMAVERA DO LESTE	MUNICIPAL	284.099,19
MT	510706	QUERENCIA	MUNICIPAL	796,01
MT	510715	RESERVA DO CABACAL	MUNICIPAL	9.772,51
MT	510718	RIBEIRAO CASCALHEIRA	MUNICIPAL	27.995,37
MT	510719	RIBEIRAOZINHO	MUNICIPAL	6.856,54
MT	510720	RIO BRANCO	MUNICIPAL	41.373,83
MT	510757	RONDOLANDIA	MUNICIPAL	27.173,63
MT	510760	RONDONOPOLIS	MUNICIPAL	1.064.610,17
MT	510770	ROSARIO OESTE	MUNICIPAL	47.996,19
MT	510775	SALTO DO CEU	MUNICIPAL	13.019,93
MT	510724	SANTA CARMEM	MUNICIPAL	2.642,13
MT	510774	SANTA CRUZ DO XINGU	MUNICIPAL	4.620,33
MT	510776	SANTA RITA DO TRIVELATO	MUNICIPAL	535,15
MT	510777	SANTA TEREZINHA	MUNICIPAL	13.481,22
MT	510726	SANTO AFONSO	MUNICIPAL	11.003,00
MT	510779	SANTO ANTONIO DO LESTE	MUNICIPAL	5.853,86
MT	510780	SANTO ANTONIO DO LEVERGER	MUNICIPAL	31.491,07
MT	510785	SAO FELIX DO ARAGUAIA	MUNICIPAL	61.757,51
MT	510730	SAO JOSE DO RIO CLARO	MUNICIPAL	62.084,20
MT	510735	SAO JOSE DO XINGU	MUNICIPAL	184,54
MT	510710	SAO JOSE DOS QUATRO MARCOS	MUNICIPAL	36.241,64
MT	510740	SAO PEDRO DA CIPA	MUNICIPAL	12.481,95
MT	510787	SAPEZAL	MUNICIPAL	3.336,76
MT	510788	SERRA NOVA DOURADA	MUNICIPAL	9.720,48
MT	510790	SINOP	MUNICIPAL	3.280,13
MT	510794	TABAPORA	MUNICIPAL	4.733,54
MT	510795	TANGARA DA SERRA	MUNICIPAL	298.705,15
MT	510800	TAPURAH	MUNICIPAL	7.314,04
MT	510805	TERRA NOVA DO NORTE	MUNICIPAL	68.688,88
MT	510810	TESOURO	MUNICIPAL	12.035,44
MT	510820	TORIXOREU	MUNICIPAL	25.539,10
MT	510830	UNIAO DO SUL	MUNICIPAL	8.557,52

MT	510835	VALE DE SAO DOMINGOS	MUNICIPAL	6.898,69
MT	510840	VARZEA GRANDE	MUNICIPAL	1.262.654,97
MT	510850	VERA	MUNICIPAL	11.934,20
MT	510550	VILA BELA DA SANTISSIMA TRINDADE	MUNICIPAL	52.089,57
MT	510860	VILA RICA	MUNICIPAL	26.287,04
PA	150140	PARÁ	ESTADUAL	11.137.805,87
PA	150010	ABAETETUBA	MUNICIPAL	596.037,90
PA	150013	ABEL FIGUEIREDO	MUNICIPAL	46.776,59
PA	150020	ACARA	MUNICIPAL	228.553,11
PA	150030	AFUA	MUNICIPAL	131.526,67
PA	150034	AGUA AZUL DO NORTE	MUNICIPAL	163.656,86
PA	150040	ALENQUER	MUNICIPAL	87.205,18
PA	150050	ALMEIRIM	MUNICIPAL	329.317,00
PA	150060	ALTAMIRA	MUNICIPAL	480.873,22
PA	150070	ANAJAS	MUNICIPAL	187.301,82
PA	150080	ANANINDEUA	MUNICIPAL	2.142.740,88
PA	150085	ANAPU	MUNICIPAL	162.908,31
PA	150090	AUGUSTO CORREA	MUNICIPAL	172.286,73
PA	150095	AURORA DO PARA	MUNICIPAL	99.682,71
PA	150100	AVEIRO	MUNICIPAL	60.557,17
PA	150110	BAGRE	MUNICIPAL	126.454,04
PA	150120	BAIAO	MUNICIPAL	168.343,65
PA	150125	BANNACH	MUNICIPAL	36.723,94
PA	150130	BARCARENA	MUNICIPAL	813.704,53
PA	150140	BELEM	MUNICIPAL	3.893.918,48
PA	150145	BELTERRA	MUNICIPAL	142.231,18
PA	150150	BENEVIDES	MUNICIPAL	228.753,51
PA	150157	BOM JESUS DO TOCANTINS	MUNICIPAL	112.409,01
PA	150160	BONITO	MUNICIPAL	120.499,19
PA	150170	BRAGANCA	MUNICIPAL	562.359,79
PA	150172	BRASIL NOVO	MUNICIPAL	137.991,00
PA	150175	BREJO GRANDE DO ARAGUAIA	MUNICIPAL	96.321,75
PA	150178	BREU BRANCO	MUNICIPAL	369.859,65
PA	150180	BREVES	MUNICIPAL	496.066,50
PA	150190	BUJARU	MUNICIPAL	107.632,88
PA	150200	CACHOEIRA DO ARARI	MUNICIPAL	75.590,60
PA	150195	CACHOEIRA DO PIRIA	MUNICIPAL	87.350,03
PA	150210	CAMETA	MUNICIPAL	711.507,71
PA	150220	CAPANEMA	MUNICIPAL	452.043,16
PA	150230	CAPITAO POCO	MUNICIPAL	275.990,00
PA	150240	CASTANHAL	MUNICIPAL	1.258.081,84
PA	150250	CHAVES	MUNICIPAL	131.401,95
PA	150260	COLARES	MUNICIPAL	91.880,24
PA	150270	CONCEICAO DO ARAGUAIA	MUNICIPAL	137.914,12
PA	150275	CONCORDIA DO PARA	MUNICIPAL	6.448,95
PA	150276	CUMARU DO NORTE	MUNICIPAL	66.804,61
PA	150277	CURIONOPOLIS	MUNICIPAL	169.837,40
PA	150280	CURRALINHO	MUNICIPAL	148.870,19
PA	150285	CURUA	MUNICIPAL	125.051,69
PA	150290	CURUCA	MUNICIPAL	117.028,29
PA	150293	DOM ELISEU	MUNICIPAL	164.956,24
PA	150295	ELDORADO DOS CARAJAS	MUNICIPAL	122.102,23

PA	150300	FARO	MUNICIPAL	109.883,16
PA	150304	FLORESTA DO ARAGUAIA	MUNICIPAL	109.335,40
PA	150307	GARRAFAO DO NORTE	MUNICIPAL	115.852,10
PA	150309	GOIANESIA DO PARA	MUNICIPAL	198.748,41
PA	150310	GURUPA	MUNICIPAL	238.644,42

PA	150320	IGARAPE-ACU	MUNICIPAL	212.087,97
PA	150330	IGARAPE-MIRI	MUNICIPAL	222.558,69
PA	150340	INHANGAPI	MUNICIPAL	88.515,50
PA	150345	IPIXUNA DO PARA	MUNICIPAL	230.191,11
PA	150350	IRITUIA	MUNICIPAL	235.660,27
PA	150360	ITAITUBA	MUNICIPAL	364.117,53
PA	150370	ITUPIRANGA	MUNICIPAL	175.373,46
PA	150375	JACAREACANGA	MUNICIPAL	96.461,45
PA	150380	JACUNDA	MUNICIPAL	183.440,80
PA	150390	JURUTI	MUNICIPAL	254.657,51
PA	150400	LIMOEIRO DO AJURU	MUNICIPAL	191.713,11
PA	150405	MAE DO RIO	MUNICIPAL	147.032,73
PA	150410	MAGALHAES BARATA	MUNICIPAL	67.142,97
PA	150420	MARABA	MUNICIPAL	796.684,80
PA	150430	MARACANA	MUNICIPAL	221.457,93
PA	150440	MARAPANIM	MUNICIPAL	134.776,12
PA	150442	MARITUBA	MUNICIPAL	924.823,59
PA	150445	MEDICILANDIA	MUNICIPAL	117.929,98
PA	150450	MELGACO	MUNICIPAL	206.356,13
PA	150460	MOCAJUBA	MUNICIPAL	149.381,33
PA	150470	MOJU	MUNICIPAL	159.836,57
PA	150475	MOJUI DOS CAMPOS	MUNICIPAL	118.572,94
PA	150480	MONTE ALEGRE	MUNICIPAL	257.641,74
PA	150490	MUANA	MUNICIPAL	165.533,12
PA	150495	NOVA ESPERANCA DO PIRIA	MUNICIPAL	138.343,01
PA	150497	NOVA IPIXUNA	MUNICIPAL	41.601,87
PA	150500	NOVA TIMBOTEUA	MUNICIPAL	123.128,35
PA	150503	NOVO PROGRESSO	MUNICIPAL	216.225,39
PA	150506	NOVO REPARTIMENTO	MUNICIPAL	220.463,78
PA	150510	OBIDOS	MUNICIPAL	98.343,63
PA	150520	OEIRAS DO PARA	MUNICIPAL	185.123,00
PA	150530	ORIXIMINA	MUNICIPAL	413.940,05
PA	150540	OUREM	MUNICIPAL	85.275,50
PA	150543	OURILANDIA DO NORTE	MUNICIPAL	97.537,00
PA	150548	PACAJA	MUNICIPAL	143.296,60
PA	150549	PALESTINA DO PARA	MUNICIPAL	49.279,30
PA	150550	PARAGOMINAS	MUNICIPAL	307.139,94
PA	150553	PARAUAPEBAS	MUNICIPAL	2.253,27
PA	150555	PAU D'ARCO	MUNICIPAL	53.384,10
PA	150560	PEIXE-BOI	MUNICIPAL	59.669,12
PA	150563	PICARRA	MUNICIPAL	132.733,00
PA	150565	PLACAS	MUNICIPAL	153.471,95
PA	150570	PONTA DE PEDRAS	MUNICIPAL	156.977,98
PA	150580	PORTEL	MUNICIPAL	319.066,54
PA	150590	PORTO DE MOZ	MUNICIPAL	198.959,10
PA	150600	PRAINHA	MUNICIPAL	237.283,43



PA	150610	PRIMAVERA	MUNICIPAL	45.534,47
PA	150611	QUATIPURU	MUNICIPAL	73.966,43
PA	150613	REDENCAO	MUNICIPAL	293.027,57
PA	150616	RIO MARIA	MUNICIPAL	89.058,07
PA	150618	RONDON DO PARA	MUNICIPAL	50.795,25
PA	150619	RUROPOLIS	MUNICIPAL	84.118,69
PA	150620	SALINOPOLIS	MUNICIPAL	124.276,08
PA	150630	SALVATERRA	MUNICIPAL	131.378,04
PA	150635	SANTA BARBARA DO PARA	MUNICIPAL	132.617,61
PA	150640	SANTA CRUZ DO ARARI	MUNICIPAL	89.147,23
PA	150650	SANTA IZABEL DO PARA	MUNICIPAL	226.015,38
PA	150655	SANTA LUZIA DO PARA	MUNICIPAL	81.119,64
PA	150658	SANTA MARIA DAS BARREIRAS	MUNICIPAL	83.016,71
PA	150660	SANTA MARIA DO PARA	MUNICIPAL	133.270,60
PA	150670	SANTANA DO ARAGUAIA	MUNICIPAL	76.394,33
PA	150680	SANTAREM	MUNICIPAL	1.963.397,88
PA	150690	SANTAREM NOVO	MUNICIPAL	96.885,65
PA	150700	SANTO ANTONIO DO TAUVA	MUNICIPAL	141.398,45
PA	150710	SAO CAETANO DE ODIVELAS	MUNICIPAL	61.635,11
PA	150715	SAO DOMINGOS DO ARAGUAIA	MUNICIPAL	107.213,75
PA	150720	SAO DOMINGOS DO CAPIM	MUNICIPAL	181.118,80
PA	150730	SAO FELIX DO XINGU	MUNICIPAL	262.079,37
PA	150740	SAO FRANCISCO DO PARA	MUNICIPAL	71.924,42
PA	150745	SAO GERALDO DO ARAGUAIA	MUNICIPAL	128.089,45
PA	150746	SAO JOAO DA PONTA	MUNICIPAL	40.406,30
PA	150747	SAO JOAO DE PIRABAS	MUNICIPAL	120.080,16
PA	150750	SAO JOAO DO ARAGUAIA	MUNICIPAL	83.910,82
PA	150760	SAO MIGUEL DO GUAMA	MUNICIPAL	284.745,34
PA	150770	SAO SEBASTIAO DA BOA VISTA	MUNICIPAL	194.058,93
PA	150775	SAPUCAIA	MUNICIPAL	58.538,58
PA	150780	SENADOR JOSE PORFIRIO	MUNICIPAL	70.021,64
PA	150790	SOURE	MUNICIPAL	107.247,29
PA	150796	TERRA ALTA	MUNICIPAL	93.702,42
PA	150797	TERRA SANTA	MUNICIPAL	73.280,27
PA	150800	TOME-ACU	MUNICIPAL	338.085,55
PA	150803	TRACUATEUA	MUNICIPAL	124.928,02
PA	150805	TRAIRAO	MUNICIPAL	46.618,91
PA	150808	TUCUMA	MUNICIPAL	100.562,64
PA	150810	TUCURUI	MUNICIPAL	710.146,39
PA	150812	ULIANOPOLIS	MUNICIPAL	181.641,16
PA	150815	URUARA	MUNICIPAL	209.386,78
PA	150820	VIGIA	MUNICIPAL	196.390,44
PA	150830	WISEU	MUNICIPAL	177.788,81
PA	150835	VITORIA DO XINGU	MUNICIPAL	171.549,96
PA	150840	XINGUARA	MUNICIPAL	85.282,50

PB	250750	PARAÍBA	ESTADUAL	6.849.829,07
PB	250010	AGUA BRANCA	MUNICIPAL	122.825,29
PB	250020	AGUIAR	MUNICIPAL	52.667,68
PB	250030	ALAGOA GRANDE	MUNICIPAL	168.145,04
PB	250040	ALAGOA NOVA	MUNICIPAL	144.330,49

PB	250050	ALAGOINHA	MUNICIPAL	80.881,56
PB	250053	ALCANTIL	MUNICIPAL	76.512,94
PB	250057	ALGODAO DE JANDAIRA	MUNICIPAL	17.359,86
PB	250073	AMPARO	MUNICIPAL	22.906,50
PB	250077	APARECIDA	MUNICIPAL	50.392,00
PB	250080	ARACAGI	MUNICIPAL	84.985,37
PB	250090	ARARA	MUNICIPAL	99.798,13
PB	250100	ARARUNA	MUNICIPAL	107.224,11
PB	250110	AREIA	MUNICIPAL	119.686,95
PB	250115	AREIA DE BARAUNAS	MUNICIPAL	28.439,46
PB	250120	AREIAL	MUNICIPAL	34.507,99
PB	250130	AROEIRAS	MUNICIPAL	102.169,53
PB	250135	ASSUNCAO	MUNICIPAL	32.122,03
PB	250140	BAIA DA TRAI CAO	MUNICIPAL	74.810,99
PB	250150	BANANEIRAS	MUNICIPAL	182.628,38
PB	250153	BARAUNA	MUNICIPAL	27.010,56
PB	250160	BARRA DE SANTA ROSA	MUNICIPAL	88.598,01
PB	250157	BARRA DE SANTANA	MUNICIPAL	70.824,11
PB	250170	BARRA DE SAO MIGUEL	MUNICIPAL	38.627,26
PB	250180	BAYEUX	MUNICIPAL	478.711,61
PB	250190	BELEM	MUNICIPAL	69.937,41
PB	250200	BELEM DO BREJO DO CRUZ	MUNICIPAL	55.578,90
PB	250205	BERNARDINO BATISTA	MUNICIPAL	26.715,43
PB	250210	BOA VENTURA	MUNICIPAL	83.091,63
PB	250215	BOA VISTA	MUNICIPAL	32.242,37
PB	250220	BOM JESUS	MUNICIPAL	35.497,99
PB	250230	BOM SUCESSO	MUNICIPAL	55.776,45
PB	250240	BONITO DE SANTA FE	MUNICIPAL	80.269,10
PB	250250	BOQUEIRAO	MUNICIPAL	170.747,90
PB	250270	BORBOREMA	MUNICIPAL	11.315,40
PB	250280	BREJO DO CRUZ	MUNICIPAL	103.042,49
PB	250290	BREJO DOS SANTOS	MUNICIPAL	59.574,64
PB	250300	CAAPORA	MUNICIPAL	163.455,78
PB	250310	CABACEIRAS	MUNICIPAL	70.408,45
PB	250320	CABEDELO	MUNICIPAL	400.719,37
PB	250330	CACHOEIRA DOS INDIOS	MUNICIPAL	62.051,91
PB	250340	CACIMBA DE AREIA	MUNICIPAL	45.764,88
PB	250350	CACIMBA DE DENTRO	MUNICIPAL	61.740,56
PB	250355	CACIMBAS	MUNICIPAL	57.049,13
PB	250360	CAICARA	MUNICIPAL	31.983,26
PB	250370	CAJAZEIRAS	MUNICIPAL	196.960,11
PB	250375	CAJAZEIRINHAS	MUNICIPAL	42.261,57
PB	250380	CALDAS BRANDAO	MUNICIPAL	25.239,63
PB	250390	CAMALAU	MUNICIPAL	47.792,17
PB	250400	CAMPINA GRANDE	MUNICIPAL	4.481.903,26
PB	250403	CAPIM	MUNICIPAL	68.857,66
PB	250407	CARAUBAS	MUNICIPAL	42.518,38
PB	250410	CARRAPATEIRA	MUNICIPAL	30.673,05
PB	250415	CASSERENGUE	MUNICIPAL	39.481,45
PB	250420	CATINGUEIRA	MUNICIPAL	44.957,92
PB	250430	CATOLE DO ROCHA	MUNICIPAL	99.498,24
PB	250435	CATURITE	MUNICIPAL	51.063,64

PB	250440	CONCEICAO	MUNICIPAL	145.521,88
PB	250450	CONDADO	MUNICIPAL	44.122,75
PB	250460	CONDE	MUNICIPAL	74.461,94
PB	250470	CONGO	MUNICIPAL	48.307,56
PB	250480	COREMAS	MUNICIPAL	93.361,44
PB	250485	COXIXOLA	MUNICIPAL	15.125,99
PB	250490	CRUZ DO ESPIRITO SANTO	MUNICIPAL	87.224,70
PB	250500	CUBATI	MUNICIPAL	56.842,21
PB	250510	CUITE	MUNICIPAL	180.051,00
PB	250523	CUITE DE MAMANGUAPE	MUNICIPAL	69.539,82
PB	250520	CUITEGI	MUNICIPAL	30.089,83
PB	250527	CURRAL DE CIMA	MUNICIPAL	60.329,84
PB	250530	CURRAL VELHO	MUNICIPAL	13.902,38
PB	250535	DAMIAO	MUNICIPAL	27.942,73
PB	250540	DESTERRO	MUNICIPAL	82.268,86
PB	250560	DIAMANTE	MUNICIPAL	36.999,51
PB	250570	DONA INES	MUNICIPAL	34.611,07
PB	250580	DUAS ESTRADAS	MUNICIPAL	28.034,26
PB	250590	EMAS	MUNICIPAL	8.848,77
PB	250600	ESPERANCA	MUNICIPAL	111.575,10
PB	250610	FAGUNDES	MUNICIPAL	51.884,37
PB	250620	FREI MARTINHO	MUNICIPAL	44.418,20
PB	250625	GADO BRAVO	MUNICIPAL	67.018,18
PB	250630	GUARABIRA	MUNICIPAL	172.149,57
PB	250640	GURINHEM	MUNICIPAL	80.668,84
PB	250650	GURJAO	MUNICIPAL	32.397,50
PB	250660	IBIARA	MUNICIPAL	39.445,70
PB	250260	IGARACY	MUNICIPAL	51.976,88
PB	250670	IMACULADA	MUNICIPAL	111.495,11
PB	250680	INGA	MUNICIPAL	201.493,56
PB	250690	ITABAIANA	MUNICIPAL	109.418,13
PB	250700	ITAPORANGA	MUNICIPAL	128.116,18
PB	250710	ITAPOROROCA	MUNICIPAL	59.365,09
PB	250720	ITATUBA	MUNICIPAL	69.668,75
PB	250730	JACARAU	MUNICIPAL	89.263,85
PB	250740	JERICO	MUNICIPAL	35.372,54
PB	250750	JOAO PESSOA	MUNICIPAL	4.935.731,96
PB	251365	JOCA CLAUDINO	MUNICIPAL	46.526,92
PB	250760	JUAREZ TAVORA	MUNICIPAL	43.947,33
PB	250770	JUAZEIRINHO	MUNICIPAL	103.237,52
PB	250780	JUNCO DO SERIDO	MUNICIPAL	45.115,37
PB	250790	JURIPIRANGA	MUNICIPAL	114.689,29
PB	250800	JURU	MUNICIPAL	81.578,47
PB	250810	LAGOA	MUNICIPAL	12.190,01
PB	250820	LAGOA DE DENTRO	MUNICIPAL	38.280,39
PB	250830	LAGOA SECA	MUNICIPAL	102.572,74
PB	250840	LASTRO	MUNICIPAL	42.405,82
PB	250850	LIVRAMENTO	MUNICIPAL	64.960,40
PB	250855	LOGRADOURO	MUNICIPAL	40.142,75
PB	250860	LUCENA	MUNICIPAL	75.538,52
PB	250870	MAE D'AGUA	MUNICIPAL	17.698,88
PB	250880	MALTA	MUNICIPAL	16.190,61

PB	250890	MAMANGUAPE	MUNICIPAL	202.889,71
PB	250900	MANAIRA	MUNICIPAL	68.690,74
PB	250905	MARCAÇAO	MUNICIPAL	44.491,46
PB	250910	MARI	MUNICIPAL	115.672,31
PB	250915	MARIZOPOLIS	MUNICIPAL	24.128,61
PB	250920	MASSARANDUBA	MUNICIPAL	87.639,05
PB	250930	MATARACA	MUNICIPAL	73.606,01
PB	250933	MATINHAS	MUNICIPAL	13.325,37
PB	250937	MATO GROSSO	MUNICIPAL	13.293,29
PB	250939	MATUREIA	MUNICIPAL	31.875,20
PB	250940	MOGEIRO	MUNICIPAL	128.504,96
PB	250950	MONTADAS	MUNICIPAL	44.089,26
PB	250960	MONTE HOREBE	MUNICIPAL	25.819,47
PB	250970	MONTEIRO	MUNICIPAL	254.653,03
PB	250980	MULUNGU	MUNICIPAL	48.196,96
PB	250990	NATUBA	MUNICIPAL	59.112,93
PB	251000	NAZAREZINHO	MUNICIPAL	35.756,37
PB	251010	NOVA FLORESTA	MUNICIPAL	53.283,10
PB	251020	NOVA OLINDA	MUNICIPAL	36.025,00
PB	251030	NOVA PALMEIRA	MUNICIPAL	44.553,22
PB	251040	OLHO D'AGUA	MUNICIPAL	66.201,51
PB	251050	OLIVEDOS	MUNICIPAL	20.758,56
PB	251060	OURO VELHO	MUNICIPAL	27.459,91
PB	251065	PARARI	MUNICIPAL	11.634,83
PB	251070	PASSAGEM	MUNICIPAL	34.522,84
PB	251080	PATOS	MUNICIPAL	656.696,12
PB	251090	PAULISTA	MUNICIPAL	142.582,98
PB	251100	PEDRA BRANCA	MUNICIPAL	31.597,83
PB	251110	PEDRA LAVRADA	MUNICIPAL	17.993,08
PB	251120	PEDRAS DE FOGO	MUNICIPAL	240.561,79
PB	251272	PEDRO REGIS	MUNICIPAL	38.618,06
PB	251130	PIANCO	MUNICIPAL	308.459,54
PB	251140	PICUI	MUNICIPAL	36.910,74
PB	251150	PILAR	MUNICIPAL	120.321,87
PB	251160	PILOES	MUNICIPAL	13.498,98
PB	251170	PILOEZINHOS	MUNICIPAL	34.430,02
PB	251180	PIRPIRITUBA	MUNICIPAL	26.251,81
PB	251190	PITIMBU	MUNICIPAL	131.298,34
PB	251200	POCINHOS	MUNICIPAL	88.318,05
PB	251203	POCO DANTAS	MUNICIPAL	32.817,12
PB	251207	POCO DE JOSE DE MOURA	MUNICIPAL	65.678,38
PB	251210	POMBAL	MUNICIPAL	65.093,75
PB	251220	PRATA	MUNICIPAL	59.949,84
PB	251230	PRINCESA ISABEL	MUNICIPAL	230.218,01
PB	251240	PUXINANA	MUNICIPAL	55.086,39
PB	251250	QUEIMADAS	MUNICIPAL	148.885,20
PB	251260	QUIXABA	MUNICIPAL	8.087,26
PB	251270	REMIGIO	MUNICIPAL	99.716,87
PB	251274	RIACHAO	MUNICIPAL	34.290,38
PB	251275	RIACHAO DO BACAMARTE	MUNICIPAL	18.482,28
PB	251276	RIACHAO DO POCO	MUNICIPAL	37.685,97
PB	251278	RIACHO DE SANTO ANTONIO	MUNICIPAL	41.179,55

PB	251280	RIACHO DOS CAVALOS	MUNICIPAL	34.377,54
PB	251290	RIO TINTO	MUNICIPAL	119.823,60
PB	251300	SALGADINHO	MUNICIPAL	26.379,63
PB	251310	SALGADO DE SAO FELIX	MUNICIPAL	55.058,94
PB	251315	SANTA CECILIA	MUNICIPAL	47.228,46
PB	251320	SANTA CRUZ	MUNICIPAL	56.593,01
PB	251330	SANTA HELENA	MUNICIPAL	44.914,66
PB	251335	SANTA INES	MUNICIPAL	42.262,19
PB	251340	SANTA LUZIA	MUNICIPAL	70.300,02
PB	251370	SANTA RITA	MUNICIPAL	479.236,22
PB	251380	SANTA TERESINHA	MUNICIPAL	14.625,87
PB	251350	SANTANA DE MANGUEIRA	MUNICIPAL	51.044,47
PB	251360	SANTANA DOS GARROTES	MUNICIPAL	59.082,02
PB	251385	SANTO ANDRE	MUNICIPAL	33.635,63

PB	251392	SAO BENTINHO	MUNICIPAL	9.302,00
PB	251390	SAO BENTO	MUNICIPAL	312.237,66
PB	251396	SAO DOMINGOS	MUNICIPAL	26.851,47
PB	251394	SAO DOMINGOS DO CARIRI	MUNICIPAL	19.946,63
PB	251398	SAO FRANCISCO	MUNICIPAL	11.634,35
PB	251400	SAO JOAO DO CARIRI	MUNICIPAL	47.683,37
PB	250070	SAO JOAO DO RIO DO PEIXE	MUNICIPAL	118.575,82
PB	251410	SAO JOAO DO TIGRE	MUNICIPAL	30.922,01
PB	251420	SAO JOSE DA LAGOA TAPADA	MUNICIPAL	54.620,95
PB	251430	SAO JOSE DE CAIANA	MUNICIPAL	69.019,19
PB	251440	SAO JOSE DE ESPINHARAS	MUNICIPAL	24.537,73
PB	251450	SAO JOSE DE PIRANHAS	MUNICIPAL	162.929,60
PB	251455	SAO JOSE DE PRINCESA	MUNICIPAL	22.384,69
PB	251460	SAO JOSE DO BONFIM	MUNICIPAL	23.475,85
PB	251465	SAO JOSE DO BREJO DO CRUZ	MUNICIPAL	6.052,82
PB	251470	SAO JOSE DO SABUGI	MUNICIPAL	62.229,35
PB	251480	SAO JOSE DOS CORDEIROS	MUNICIPAL	21.051,83
PB	251445	SAO JOSE DOS RAMOS	MUNICIPAL	52.530,72
PB	251500	SAO MIGUEL DE TAIPU	MUNICIPAL	53.839,89
PB	251510	SAO SEBASTIAO DE LAGOA DE ROCA	MUNICIPAL	35.894,87
PB	251520	SAO SEBASTIAO DO UMBUZEIRO	MUNICIPAL	17.211,47
PB	251540	SAO VICENTE DO SERIDO	MUNICIPAL	116.774,77
PB	251530	SAPE	MUNICIPAL	308.508,58
PB	251550	SERRA BRANCA	MUNICIPAL	115.064,08
PB	251560	SERRA DA RAIZ	MUNICIPAL	26.430,39
PB	251570	SERRA GRANDE	MUNICIPAL	57.362,56
PB	251580	SERRA REDONDA	MUNICIPAL	36.794,56
PB	251590	SERRARIA	MUNICIPAL	40.865,49
PB	251593	SERTAOZINHO	MUNICIPAL	11.127,42
PB	251597	SOBRADO	MUNICIPAL	33.099,37
PB	251600	SOLANEA	MUNICIPAL	74.393,82
PB	251610	SOLEDADE	MUNICIPAL	92.735,79
PB	251615	SOSSEGO	MUNICIPAL	48.537,28
PB	251620	SOUSA	MUNICIPAL	393.259,42
PB	251630	SUME	MUNICIPAL	148.544,56
PB	251640	TACIMA	MUNICIPAL	50.624,43
PB	251650	TAPEROA	MUNICIPAL	75.807,30

PB	251660	TAVARES	MUNICIPAL	103.981,18
PB	251670	TEIXEIRA	MUNICIPAL	155.564,01
PB	251675	TENORIO	MUNICIPAL	28.424,19
PB	251680	TRIUNFO	MUNICIPAL	118.696,82
PB	251690	UIRAUNA	MUNICIPAL	149.387,18
PB	251700	UMBUZEIRO	MUNICIPAL	67.187,61
PB	251710	VARZEA	MUNICIPAL	23.300,73
PB	251720	VIEIROPOLIS	MUNICIPAL	51.691,62
PB	250550	VISTA SERRANA	MUNICIPAL	14.297,46
PE	261160	PERNAMBUCO	ESTADUAL	35.666.939,84
PE	260005	ABREU E LIMA	MUNICIPAL	288.122,11
PE	260010	AFOGADOS DA INGAZEIRA	MUNICIPAL	86.783,78
PE	260020	AFRANIO	MUNICIPAL	103.613,54
PE	260030	AGRESTINA	MUNICIPAL	150.832,11
PE	260040	AGUA PRETA	MUNICIPAL	240.199,29
PE	260050	AGUAS BELAS	MUNICIPAL	162.688,26
PE	260060	ALAGOINHA	MUNICIPAL	94.547,64
PE	260070	ALIANCA	MUNICIPAL	153.484,44
PE	260080	ALTINHO	MUNICIPAL	131.361,83
PE	260090	AMARAJI	MUNICIPAL	104.222,35
PE	260100	ANGELIM	MUNICIPAL	82.918,31
PE	260105	ARACOIABA	MUNICIPAL	95.280,34
PE	260110	ARARIPINA	MUNICIPAL	111.442,04
PE	260120	ARCOVERDE	MUNICIPAL	197.780,69
PE	260130	BARRA DE GUABIRABA	MUNICIPAL	75.571,38
PE	260140	BARREIROS	MUNICIPAL	202.331,19
PE	260150	BELEM DE MARIA	MUNICIPAL	98.608,56
PE	260160	BELEM DE SAO FRANCISCO	MUNICIPAL	103.404,14
PE	260170	BELO JARDIM	MUNICIPAL	256.252,95
PE	260180	BETANIA	MUNICIPAL	73.991,22
PE	260190	BEZERROS	MUNICIPAL	235.478,88
PE	260200	BODOCO	MUNICIPAL	120.362,45
PE	260210	BOM CONSELHO	MUNICIPAL	193.080,02
PE	260220	BOM JARDIM	MUNICIPAL	123.813,76
PE	260230	BONITO	MUNICIPAL	155.755,39
PE	260240	BREJAO	MUNICIPAL	36.192,39
PE	260250	BREJINHO	MUNICIPAL	65.056,80
PE	260260	BREJO DA MADRE DE DEUS	MUNICIPAL	228.194,51
PE	260270	BUENOS AIRES	MUNICIPAL	97.195,00
PE	260280	BUIQUE	MUNICIPAL	227.324,76
PE	260290	CABO DE SANTO AGOSTINHO	MUNICIPAL	539.362,17
PE	260300	CABROBO	MUNICIPAL	156.167,72
PE	260310	CACHOEIRINHA	MUNICIPAL	89.698,62
PE	260320	CAETES	MUNICIPAL	139.581,83
PE	260330	CALCADO	MUNICIPAL	85.042,42
PE	260340	CALUMBI	MUNICIPAL	70.709,49
PE	260345	CAMARAGIBE	MUNICIPAL	446.026,37
PE	260350	CAMOCIM DE SAO FELIX	MUNICIPAL	90.689,50
PE	260360	CAMUTANGA	MUNICIPAL	69.602,91
PE	260370	CANHOTINHO	MUNICIPAL	169.262,10
PE	260380	CAPOEIRAS	MUNICIPAL	137.747,56
PE	260390	CARNAIBA	MUNICIPAL	140.704,42

PE	260392	CARNAUBEIRA DA PENHA	MUNICIPAL	66.534,01
PE	260400	CARPINA	MUNICIPAL	145.110,43
PE	260410	CARUARU	MUNICIPAL	1.133.499,42
PE	260415	CASINHAS	MUNICIPAL	139.339,01
PE	260420	CATENDE	MUNICIPAL	193.674,71
PE	260430	CEDRO	MUNICIPAL	83.587,43
PE	260440	CHA DE ALEGRIA	MUNICIPAL	60.470,87
PE	260450	CHA GRANDE	MUNICIPAL	117.216,66
PE	260460	CONDADO	MUNICIPAL	111.946,22
PE	260470	CORRENTES	MUNICIPAL	125.932,59
PE	260480	CORTES	MUNICIPAL	84.698,04
PE	260490	CUMARU	MUNICIPAL	169.393,59
PE	260500	CUPIRA	MUNICIPAL	115.898,72
PE	260510	CUSTODIA	MUNICIPAL	167.599,02
PE	260515	DORMENTES	MUNICIPAL	93.151,07
PE	260520	ESCADA	MUNICIPAL	172.839,44
PE	260530	EXU	MUNICIPAL	125.948,16
PE	260540	FEIRA NOVA	MUNICIPAL	93.998,36
PE	260550	FERREIROS	MUNICIPAL	68.541,19
PE	260560	FLORES	MUNICIPAL	91.507,84
PE	260570	FLORESTA	MUNICIPAL	149.295,92
PE	260580	FREI MIGUELINHO	MUNICIPAL	79.114,74
PE	260590	GAMELEIRA	MUNICIPAL	77.344,65
PE	260600	GARANHUNS	MUNICIPAL	291.482,16
PE	260610	GLORIA DO GOITA	MUNICIPAL	151.832,04
PE	260630	GRANITO	MUNICIPAL	43.497,33
PE	260640	GRAVATA	MUNICIPAL	310.836,74
PE	260650	IATI	MUNICIPAL	105.980,27
PE	260660	IBIMIRIM	MUNICIPAL	143.889,97
PE	260670	IBIRAJUBA	MUNICIPAL	98.640,09
PE	260680	IGARASSU	MUNICIPAL	306.101,76
PE	260690	IGUARACY	MUNICIPAL	64.445,30
PE	260760	ILHA DE ITAMARACA	MUNICIPAL	137.953,28
PE	260700	INAJA	MUNICIPAL	160.103,73
PE	260710	INGAZEIRA	MUNICIPAL	46.146,58
PE	260720	IPOJUCA	MUNICIPAL	319.561,68
PE	260730	IPUBI	MUNICIPAL	281.251,51
PE	260740	ITACURUBA	MUNICIPAL	193.472,20
PE	260750	ITAIBA	MUNICIPAL	122.554,34
PE	260765	ITAMBE	MUNICIPAL	125.572,56
PE	260770	ITAPETIM	MUNICIPAL	109.235,50
PE	260775	ITAPISSUMA	MUNICIPAL	164.479,53
PE	260780	ITAQUITINGA	MUNICIPAL	93.885,93
PE	260790	JABOATAO DOS GUARARAPES	MUNICIPAL	1.487.698,49
PE	260795	JAQUEIRA	MUNICIPAL	78.465,26
PE	260800	JATAUBA	MUNICIPAL	168.871,32
PE	260805	JATOBA	MUNICIPAL	98.545,01
PE	260810	JOAO ALFREDO	MUNICIPAL	134.394,80
PE	260820	JOAQUIM NABUCO	MUNICIPAL	85.653,04
PE	260825	JUCATI	MUNICIPAL	79.309,57
PE	260830	JUPI	MUNICIPAL	102.291,88
PE	260840	JUREMA	MUNICIPAL	124.360,14

PE	260850	LAGOA DE ITAENGA	MUNICIPAL	103.945,80
PE	260845	LAGOA DO CARRO	MUNICIPAL	113.696,60
PE	260860	LAGOA DO OURO	MUNICIPAL	101.679,81
PE	260870	LAGOA DOS GATOS	MUNICIPAL	16.423,22
PE	260875	LAGOA GRANDE	MUNICIPAL	173.527,99
PE	260880	LAJEDO	MUNICIPAL	214.798,22
PE	260890	LIMOEIRO	MUNICIPAL	154.414,44
PE	260900	MACAPARANA	MUNICIPAL	145.582,34
PE	260910	MACHADOS	MUNICIPAL	104.232,02
PE	260915	MANARI	MUNICIPAL	128.919,38
PE	260920	MARAIAL	MUNICIPAL	73.059,17
PE	260930	MIRANDIBA	MUNICIPAL	64.638,68
PE	261430	MOREILANDIA	MUNICIPAL	69.578,29
PE	260940	MORENO	MUNICIPAL	204.919,75
PE	260950	NAZARE DA MATA	MUNICIPAL	117.700,67
PE	260960	OLINDA	MUNICIPAL	587.973,24
PE	260970	OROBO	MUNICIPAL	163.159,18
PE	260980	OROCO	MUNICIPAL	113.422,59
PE	260990	OURICURI	MUNICIPAL	142.638,19
PE	261000	PALMARES	MUNICIPAL	160.127,44
PE	261010	PALMEIRINA	MUNICIPAL	61.283,35
PE	261020	PANELAS	MUNICIPAL	147.461,20
PE	261030	PARANATAMA	MUNICIPAL	151.219,82
PE	261040	PARNAMIRIM	MUNICIPAL	105.490,35
PE	261050	PASSIRA	MUNICIPAL	142.444,52
PE	261060	PAUDALHO	MUNICIPAL	324.665,20
PE	261070	PAULISTA	MUNICIPAL	241.253,74
PE	261080	PEDRA	MUNICIPAL	159.706,39
PE	261090	PESQUEIRA	MUNICIPAL	366.574,94
PE	261100	PETROLANDIA	MUNICIPAL	195.050,87
PE	261110	PETROLINA	MUNICIPAL	726.075,42
PE	261120	POCAO	MUNICIPAL	95.957,44
PE	261130	POMBOS	MUNICIPAL	79.257,22
PE	261140	PRIMAVERA	MUNICIPAL	58.929,65

PE	261150	QUIPAPA	MUNICIPAL	146.513,02
PE	261153	QUIXABA	MUNICIPAL	18.199,04
PE	261160	RECIFE	MUNICIPAL	2.435.945,57
PE	261170	RIACHO DAS ALMAS	MUNICIPAL	109.710,95
PE	261180	RIBEIRAO	MUNICIPAL	140.091,04
PE	261190	RIO FORMOSO	MUNICIPAL	143.190,93
PE	261200	SAIRE	MUNICIPAL	84.402,31
PE	261210	SALGADINHO	MUNICIPAL	90.303,75
PE	261220	SALGUEIRO	MUNICIPAL	115.225,07
PE	261230	SALOA	MUNICIPAL	77.341,71
PE	261240	SANHARO	MUNICIPAL	122.352,64
PE	261245	SANTA CRUZ	MUNICIPAL	53.719,23
PE	261247	SANTA CRUZ DA BAIXA VERDE	MUNICIPAL	83.015,30
PE	261250	SANTA CRUZ DO CAPIBARIBE	MUNICIPAL	388.792,73
PE	261255	SANTA FILOMENA	MUNICIPAL	75.689,53
PE	261260	SANTA MARIA DA BOA VISTA	MUNICIPAL	182.280,65
PE	261270	SANTA MARIA DO CAMBUCA	MUNICIPAL	79.028,57



PE	261280	SANTA TEREZINHA	MUNICIPAL	91.705,80
PE	261290	SAO BENEDITO DO SUL	MUNICIPAL	77.983,72
PE	261300	SAO BENTO DO UNA	MUNICIPAL	217.259,24
PE	261310	SAO CAITANO	MUNICIPAL	123.657,18
PE	261320	SAO JOAO	MUNICIPAL	146.016,59
PE	261330	SAO JOAQUIM DO MONTE	MUNICIPAL	132.876,64
PE	261340	SAO JOSE DA COROA GRANDE	MUNICIPAL	81.562,57
PE	261350	SAO JOSE DO BELMONTE	MUNICIPAL	203.806,68
PE	261360	SAO JOSE DO EGITO	MUNICIPAL	233.162,53
PE	261370	SAO LOURENCO DA MATA	MUNICIPAL	290.877,04
PE	261380	SAO VICENTE FERRER	MUNICIPAL	100.084,17
PE	261390	SERRA TALHADA	MUNICIPAL	187.536,83
PE	261400	SERRITA	MUNICIPAL	109.460,98
PE	261410	SERTANIA	MUNICIPAL	186.350,65
PE	261420	SIRINHAEM	MUNICIPAL	110.667,99
PE	261440	SOLIDAO	MUNICIPAL	78.500,49
PE	261450	SURUBIM	MUNICIPAL	219.975,01
PE	261460	TABIRA	MUNICIPAL	175.252,60
PE	261470	TACAIMBO	MUNICIPAL	45.130,40
PE	261480	TACARATU	MUNICIPAL	140.036,74
PE	261485	TAMANDARE	MUNICIPAL	151.219,02
PE	261500	TAQUARITINGA DO NORTE	MUNICIPAL	69.504,69
PE	261510	TEREZINHA	MUNICIPAL	58.260,01
PE	261520	TERRA NOVA	MUNICIPAL	61.771,79
PE	261530	TIMBAUBA	MUNICIPAL	247.794,27
PE	261540	TORITAMA	MUNICIPAL	181.107,65
PE	261550	TRACUNHAEM	MUNICIPAL	69.843,12
PE	261560	TRINDADE	MUNICIPAL	108.596,44
PE	261570	TRIUNFO	MUNICIPAL	67.117,96
PE	261580	TUPANATINGA	MUNICIPAL	109.369,01
PE	261590	TUPARETAMA	MUNICIPAL	70.885,86
PE	261600	VENTUROSA	MUNICIPAL	128.633,98
PE	261610	VERDEJANTE	MUNICIPAL	51.893,04
PE	261618	VERTENTE DO LERIO	MUNICIPAL	95.578,43
PE	261620	VERTENTES	MUNICIPAL	127.459,01
PE	261630	VICENCIA	MUNICIPAL	118.258,40
PE	261640	VITORIA DE SANTO ANTAO	MUNICIPAL	349.112,48
PE	261650	XEXEU	MUNICIPAL	105.112,61
PI	221100	PIAUI	ESTADUAL	3.528.709,72
PI	220005	ACAUA	MUNICIPAL	27.025,99
PI	220010	AGRICOLANDIA	MUNICIPAL	81.919,89
PI	220020	AGUA BRANCA	MUNICIPAL	78.216,02
PI	220025	ALAGOINHA DO PIAUI	MUNICIPAL	60.434,76
PI	220027	ALEGRETE DO PIAUI	MUNICIPAL	38.761,97
PI	220030	ALTO LONGA	MUNICIPAL	71.861,90
PI	220040	ALTOS	MUNICIPAL	322.672,99
PI	220045	ALVORADA DO GURGUEIA	MUNICIPAL	35.015,32
PI	220050	AMARANTE	MUNICIPAL	133.173,61
PI	220060	ANGICAL DO PIAUI	MUNICIPAL	87.309,60
PI	220070	ANISIO DE ABREU	MUNICIPAL	59.628,76
PI	220080	ANTONIO ALMEIDA	MUNICIPAL	31.496,93
PI	220090	AROAZES	MUNICIPAL	38.641,22

PI	220095	AROEIRAS DO ITAIM	MUNICIPAL	14.328,04
PI	220100	ARRAIAL	MUNICIPAL	50.049,67
PI	220105	ASSUNCAO DO PIAUI	MUNICIPAL	37.909,42
PI	220110	AVELINO LOPES	MUNICIPAL	58.525,58
PI	220115	BAIXA GRANDE DO RIBEIRO	MUNICIPAL	85.671,77
PI	220117	BARRA D'ALCANTARA	MUNICIPAL	14.735,76
PI	220120	BARRAS	MUNICIPAL	200.518,25
PI	220130	BARREIRAS DO PIAUI	MUNICIPAL	40.571,97
PI	220140	BARRO DURO	MUNICIPAL	73.023,25
PI	220150	BATALHA	MUNICIPAL	90.592,26
PI	220155	BELA VISTA DO PIAUI	MUNICIPAL	19.116,66
PI	220157	BELEM DO PIAUI	MUNICIPAL	14.344,35
PI	220160	BENEDITINOS	MUNICIPAL	62.277,52
PI	220170	BERTOLINIA	MUNICIPAL	66.841,58
PI	220173	BETANIA DO PIAUI	MUNICIPAL	31.033,67
PI	220177	BOA HORA	MUNICIPAL	63.357,80
PI	220180	BOCAINA	MUNICIPAL	48.994,02
PI	220190	BOM JESUS	MUNICIPAL	191.598,87
PI	220191	BOM PRINCIPIO DO PIAUI	MUNICIPAL	43.958,20
PI	220192	BONFIM DO PIAUI	MUNICIPAL	12.880,91
PI	220194	BOQUEIRAO DO PIAUI	MUNICIPAL	48.977,01
PI	220196	BRASILEIRA	MUNICIPAL	55.495,81
PI	220198	BREJO DO PIAUI	MUNICIPAL	20.587,47
PI	220200	BURITI DOS LOPES	MUNICIPAL	89.744,60
PI	220202	BURITI DOS MONTES	MUNICIPAL	53.375,79
PI	220205	CABECEIRAS DO PIAUI	MUNICIPAL	56.958,22
PI	220207	CAJAZEIRAS DO PIAUI	MUNICIPAL	51.825,45
PI	220208	CAJUEIRO DA PRAIA	MUNICIPAL	41.849,12
PI	220209	CALDEIRAO GRANDE DO PIAUI	MUNICIPAL	33.572,85
PI	220210	CAMPINAS DO PIAUI	MUNICIPAL	25.123,94
PI	220211	CAMPO ALEGRE DO FIDALGO	MUNICIPAL	13.041,43
PI	220213	CAMPO GRANDE DO PIAUI	MUNICIPAL	28.736,22
PI	220217	CAMPO LARGO DO PIAUI	MUNICIPAL	28.386,98
PI	220220	CAMPO MAIOR	MUNICIPAL	187.795,31
PI	220225	CANAVIEIRA	MUNICIPAL	30.998,94
PI	220230	CANTO DO BURITI	MUNICIPAL	106.403,83
PI	220240	CAPITAO DE CAMPOS	MUNICIPAL	75.702,88
PI	220245	CAPITAO GERVASIO OLIVEIRA	MUNICIPAL	41.614,46
PI	220250	CARACOL	MUNICIPAL	31.651,28
PI	220253	CARAUBAS DO PIAUI	MUNICIPAL	36.369,01
PI	220255	CARIDADE DO PIAUI	MUNICIPAL	36.817,12
PI	220260	CASTELO DO PIAUI	MUNICIPAL	60.628,43
PI	220265	CAXINGO	MUNICIPAL	21.494,56
PI	220270	COCAL	MUNICIPAL	202.391,20
PI	220271	COCAL DE TELHA	MUNICIPAL	29.801,74
PI	220272	COCAL DOS ALVES	MUNICIPAL	50.765,90
PI	220273	COIVARAS	MUNICIPAL	22.967,84
PI	220275	COLONIA DO GURGUEIA	MUNICIPAL	33.144,15
PI	220277	COLONIA DO PIAUI	MUNICIPAL	36.803,85
PI	220280	CONCEICAO DO CANINDE	MUNICIPAL	30.122,46
PI	220285	CORONEL JOSE DIAS	MUNICIPAL	18.324,27
PI	220290	CORRENTE	MUNICIPAL	35.297,29

PI	220300	CRISTALANDIA DO PIAUI	MUNICIPAL	47.742,56
PI	220310	CRISTINO CASTRO	MUNICIPAL	143.196,70
PI	220320	CURIMATA	MUNICIPAL	54.531,32
PI	220323	CURRAIS	MUNICIPAL	33.131,38
PI	220327	CURRAL NOVO DO PIAUI	MUNICIPAL	43.763,31
PI	220325	CURRALINHOS	MUNICIPAL	44.884,89
PI	220330	DEMerval LOBAO	MUNICIPAL	75.467,30
PI	220335	DIRCEU ARCOVERDE	MUNICIPAL	38.507,34
PI	220340	DOM EXPEDITO LOPES	MUNICIPAL	37.697,05
PI	220345	DOM INOCENCIO	MUNICIPAL	66.202,94
PI	220342	DOMINGOS MOURAO	MUNICIPAL	10.220,04
PI	220350	ELESBAO VELOSO	MUNICIPAL	80.779,54
PI	220360	ELISEU MARTINS	MUNICIPAL	39.646,39
PI	220370	ESPERANTINA	MUNICIPAL	61.060,98
PI	220375	FARTURA DO PIAUI	MUNICIPAL	24.367,47
PI	220380	FLORES DO PIAUI	MUNICIPAL	52.591,81
PI	220385	FLORESTA DO PIAUI	MUNICIPAL	23.839,66
PI	220390	FLORIANO	MUNICIPAL	288.091,51
PI	220400	FRANCINOPOLIS	MUNICIPAL	12.328,53
PI	220410	FRANCISCO AYRES	MUNICIPAL	47.381,85
PI	220415	FRANCISCO MACEDO	MUNICIPAL	10.580,31
PI	220420	FRANCISCO SANTOS	MUNICIPAL	35.416,13
PI	220430	FRONTEIRAS	MUNICIPAL	74.641,88
PI	220435	GEMINIANO	MUNICIPAL	29.938,14
PI	220440	GILBUES	MUNICIPAL	73.511,89
PI	220450	GUADALUPE	MUNICIPAL	83.469,71
PI	220455	GUARIBAS	MUNICIPAL	10.315,64
PI	220460	HUGO NAPOLEAO	MUNICIPAL	24.173,59
PI	220465	ILHA GRANDE	MUNICIPAL	24.957,41
PI	220470	INHUMA	MUNICIPAL	85.286,50
PI	220480	IPIRANGA DO PIAUI	MUNICIPAL	71.662,20
PI	220490	ISAIAS COELHO	MUNICIPAL	53.334,86
PI	220500	ITAINOPOLIS	MUNICIPAL	46.099,94
PI	220510	ITAUEIRA	MUNICIPAL	108.906,98
PI	220515	JACOBINA DO PIAUI	MUNICIPAL	37.798,58
PI	220520	JAICOS	MUNICIPAL	129.218,18
PI	220525	JARDIM DO MULATO	MUNICIPAL	31.254,50
PI	220527	JATOBA DO PIAUI	MUNICIPAL	23.909,40
PI	220530	JERUMENHA	MUNICIPAL	34.035,20
PI	220535	JOAO COSTA	MUNICIPAL	22.910,15
PI	220540	JOAQUIM PIRES	MUNICIPAL	35.938,09
PI	220545	JOCA MARQUES	MUNICIPAL	26.736,38
PI	220550	JOSE DE FREITAS	MUNICIPAL	236.950,32
PI	220551	JUAZEIRO DO PIAUI	MUNICIPAL	26.228,12
PI	220552	JULIO BORGES	MUNICIPAL	35.654,09
PI	220553	JUREMA	MUNICIPAL	29.023,10
PI	220555	LAGOA ALEGRE	MUNICIPAL	48.718,75
PI	220557	LAGOA DE SAO FRANCISCO	MUNICIPAL	40.179,75
PI	220556	LAGOA DO BARRO DO PIAUI	MUNICIPAL	20.394,87
PI	220558	LAGOA DO PIAUI	MUNICIPAL	39.753,21
PI	220559	LAGOA DO SITIO	MUNICIPAL	25.538,48
PI	220554	LAGOINHA DO PIAUI	MUNICIPAL	29.767,23

PI	220560	LANDRI SALES	MUNICIPAL	41.665,83
PI	220570	LUIS CORREIA	MUNICIPAL	40.644,03

PI	220580	LUZILANDIA	MUNICIPAL	70.943,00
PI	220585	MADEIRO	MUNICIPAL	48.493,98
PI	220590	MANOEL EMIDIO	MUNICIPAL	61.817,84
PI	220595	MARCOLANDIA	MUNICIPAL	28.831,17
PI	220600	MARCOS PARENTE	MUNICIPAL	43.473,33
PI	220605	MASSAPE DO PIAUI	MUNICIPAL	26.624,82
PI	220610	MATIAS OLIMPIO	MUNICIPAL	51.433,22
PI	220620	MIGUEL ALVES	MUNICIPAL	144.044,53
PI	220630	MIGUEL LEAO	MUNICIPAL	37.070,04
PI	220635	MILTON BRANDAO	MUNICIPAL	31.379,58
PI	220640	MONSENHOR GIL	MUNICIPAL	93.020,07
PI	220650	MONSENHOR HIPOLITO	MUNICIPAL	54.977,77
PI	220660	MONTE ALEGRE DO PIAUI	MUNICIPAL	83.630,81
PI	220665	MORRO CABECA NO TEMPO	MUNICIPAL	30.913,84
PI	220667	MORRO DO CHAPEU DO PIAUI	MUNICIPAL	27.016,44
PI	220669	MURICI DOS PORTELAS	MUNICIPAL	35.667,39
PI	220670	NAZARE DO PIAUI	MUNICIPAL	58.073,73
PI	220672	NAZARIA	MUNICIPAL	67.071,59
PI	220675	NOSSA SENHORA DE NAZARE	MUNICIPAL	46.834,05
PI	220680	NOSSA SENHORA DOS REMEDIOS	MUNICIPAL	41.720,53
PI	220795	NOVA SANTA RITA	MUNICIPAL	12.061,50
PI	220690	NOVO ORIENTE DO PIAUI	MUNICIPAL	25.408,47
PI	220695	NOVO SANTO ANTONIO	MUNICIPAL	31.737,84
PI	220700	OEIRAS	MUNICIPAL	219.302,45
PI	220710	OLHO D'AGUA DO PIAUI	MUNICIPAL	13.849,37
PI	220720	PADRE MARCOS	MUNICIPAL	35.852,21
PI	220730	PAES LANDIM	MUNICIPAL	26.380,67
PI	220735	PAJEU DO PIAUI	MUNICIPAL	24.868,59
PI	220740	PALMEIRA DO PIAUI	MUNICIPAL	37.459,30
PI	220750	PALMEIRAS	MUNICIPAL	91.963,28
PI	220755	PAQUETA	MUNICIPAL	28.168,55
PI	220760	PARNAGUA	MUNICIPAL	72.041,89
PI	220770	PARNAIBA	MUNICIPAL	813.345,26
PI	220775	PASSAGEM FRANCA DO PIAUI	MUNICIPAL	31.736,58
PI	220777	PATOS DO PIAUI	MUNICIPAL	15.129,86
PI	220779	PAU D'ARCO DO PIAUI	MUNICIPAL	27.857,29
PI	220780	PAULISTANA	MUNICIPAL	166.982,00
PI	220785	PAVUSSU	MUNICIPAL	15.644,24
PI	220790	PEDRO II	MUNICIPAL	146.778,17
PI	220793	PEDRO LAURENTINO	MUNICIPAL	6.863,19
PI	220800	PICOS	MUNICIPAL	186.612,84
PI	220810	PIMENTEIRAS	MUNICIPAL	60.060,13
PI	220820	PIO IX	MUNICIPAL	98.348,31
PI	220830	PIRACURUCA	MUNICIPAL	130.602,84
PI	220840	PIRIPIRI	MUNICIPAL	255.822,52
PI	220850	PORTO	MUNICIPAL	103.586,06
PI	220855	PORTO ALEGRE DO PIAUI	MUNICIPAL	11.159,39
PI	220860	PRATA DO PIAUI	MUNICIPAL	40.817,62
PI	220865	QUEIMADA NOVA	MUNICIPAL	35.098,94

PI	220870	REDENCAO DO GURGUEIA	MUNICIPAL	65.774,01
PI	220880	REGENERACAO	MUNICIPAL	90.734,72
PI	220885	RIACHO FRIO	MUNICIPAL	35.845,39
PI	220887	RIBEIRA DO PIAUI	MUNICIPAL	20.446,81
PI	220890	RIBEIRO GONCALVES	MUNICIPAL	52.540,53
PI	220900	RIO GRANDE DO PIAUI	MUNICIPAL	65.863,35
PI	220910	SANTA CRUZ DO PIAUI	MUNICIPAL	53.088,05
PI	220915	SANTA CRUZ DOS MILAGRES	MUNICIPAL	22.308,32
PI	220920	SANTA FILOMENA	MUNICIPAL	60.295,61
PI	220930	SANTA LUZ	MUNICIPAL	63.017,44
PI	220937	SANTA ROSA DO PIAUI	MUNICIPAL	40.434,35
PI	220935	SANTANA DO PIAUI	MUNICIPAL	9.223,81
PI	220940	SANTO ANTONIO DE LISBOA	MUNICIPAL	53.275,51
PI	220945	SANTO ANTONIO DOS MILAGRES	MUNICIPAL	9.199,09
PI	220950	SANTO INACIO DO PIAUI	MUNICIPAL	68.215,87
PI	220955	SAO BRAZ DO PIAUI	MUNICIPAL	15.596,28
PI	220960	SAO FELIX DO PIAUI	MUNICIPAL	46.767,96
PI	220965	SAO FRANCISCO DE ASSIS DO PIAUI	MUNICIPAL	24.019,50
PI	220970	SAO FRANCISCO DO PIAUI	MUNICIPAL	56.763,30
PI	220975	SAO GONCALO DO GURGUEIA	MUNICIPAL	34.877,95
PI	220980	SAO GONCALO DO PIAUI	MUNICIPAL	41.250,92
PI	220985	SAO JOAO DA CANABRAVA	MUNICIPAL	38.836,68
PI	220987	SAO JOAO DA FRONTEIRA	MUNICIPAL	23.476,36
PI	220990	SAO JOAO DA SERRA	MUNICIPAL	43.031,30
PI	220995	SAO JOAO DA VARJOTA	MUNICIPAL	19.316,00
PI	220997	SAO JOAO DO ARRAIAL	MUNICIPAL	51.956,24
PI	221000	SAO JOAO DO PIAUI	MUNICIPAL	90.552,20
PI	221005	SAO JOSE DO DIVINO	MUNICIPAL	14.045,65
PI	221010	SAO JOSE DO PEIXE	MUNICIPAL	24.244,79
PI	221020	SAO JOSE DO PIAUI	MUNICIPAL	25.301,87
PI	221030	SAO JULIAO	MUNICIPAL	24.532,45
PI	221035	SAO LOURENCO DO PIAUI	MUNICIPAL	13.558,73
PI	221037	SAO LUIS DO PIAUI	MUNICIPAL	17.565,52
PI	221038	SAO MIGUEL DA BAIXA GRANDE	MUNICIPAL	14.547,83
PI	221039	SAO MIGUEL DO FIDALGO	MUNICIPAL	13.990,38
PI	221040	SAO MIGUEL DO TAPUIO	MUNICIPAL	56.246,90
PI	221050	SAO PEDRO DO PIAUI	MUNICIPAL	74.919,66
PI	221060	SAO RAIMUNDO NONATO	MUNICIPAL	70.225,76
PI	221062	SEBASTIAO BARROS	MUNICIPAL	16.690,27
PI	221063	SEBASTIAO LEAL	MUNICIPAL	21.217,85
PI	221065	SIGEFREDO PACHECO	MUNICIPAL	13.430,77
PI	221070	SIMOES	MUNICIPAL	79.129,06
PI	221080	SIMPLICIO MENDES	MUNICIPAL	99.056,29
PI	221090	SOCORRO DO PIAUI	MUNICIPAL	90.096,44
PI	221093	SUSSUAPARA	MUNICIPAL	23.020,99
PI	221095	TAMBORIL DO PIAUI	MUNICIPAL	18.451,11
PI	221097	TANQUE DO PIAUI	MUNICIPAL	24.853,24
PI	221100	TERESINA	MUNICIPAL	2.801.493,75
PI	221110	UNIAO	MUNICIPAL	203.795,76
PI	221120	URUCUI	MUNICIPAL	94.559,33
PI	221130	VALENCA DO PIAUI	MUNICIPAL	106.693,04
PI	221135	VARZEA BRANCA	MUNICIPAL	19.405,26

PI	221140	VARZEA GRANDE	MUNICIPAL	41.591,25
PI	221150	VERA MENDES	MUNICIPAL	13.584,47
PI	221160	VILA NOVA DO PIAUI	MUNICIPAL	23.323,85
PI	221170	WALL FERRAZ	MUNICIPAL	4.693,82
PR	410690	PARANÁ	ESTADUAL	16.254.972,41
PR	410010	ABATIA	MUNICIPAL	2.845,69
PR	410020	ADRIANOPOLIS	MUNICIPAL	5.672,54
PR	410040	ALMIRANTE TAMANDARE	MUNICIPAL	50.431,86
PR	410060	ALTO PARANA	MUNICIPAL	3.427,09
PR	410070	ALTO PIQUIRI	MUNICIPAL	4.913,12
PR	410050	ALTONIA	MUNICIPAL	3.794,45
PR	410080	ALVORADA DO SUL	MUNICIPAL	26.489,64
PR	410090	AMAPORA	MUNICIPAL	25.544,17
PR	410100	AMPERE	MUNICIPAL	4.909,89
PR	410105	ANAHY	MUNICIPAL	1.975,62
PR	410110	ANDIRA	MUNICIPAL	29.365,69
PR	410115	ANGULO	MUNICIPAL	10.318,12
PR	410120	ANTONINA	MUNICIPAL	12.253,56
PR	410130	ANTONIO OLINTO	MUNICIPAL	20.318,80
PR	410140	APUCARANA	MUNICIPAL	560.809,97
PR	410150	ARAPONGAS	MUNICIPAL	59.463,95
PR	410160	ARAPOTI	MUNICIPAL	7.327,68
PR	410165	ARAPUA	MUNICIPAL	4.500,75
PR	410170	ARARUNA	MUNICIPAL	29.291,38
PR	410180	ARAUCARIA	MUNICIPAL	208.876,29
PR	410190	ASSAI	MUNICIPAL	47.555,64
PR	410200	ASSIS CHATEAUBRIAND	MUNICIPAL	15.360,95
PR	410210	ASTORGA	MUNICIPAL	4.096,22
PR	410220	ATALAIA	MUNICIPAL	5.736,51
PR	410230	BALSA NOVA	MUNICIPAL	207,96
PR	410240	BANDEIRANTES	MUNICIPAL	50.754,65
PR	410250	BARBOSA FERRAZ	MUNICIPAL	34.784,93
PR	410270	BARRA DO JACARE	MUNICIPAL	4.529,71
PR	410260	BARRACAO	MUNICIPAL	6.124,62
PR	410275	BELA VISTA DA CAROBA	MUNICIPAL	7.341,65
PR	410280	BELA VISTA DO PARAISO	MUNICIPAL	50.473,68
PR	410290	BITURUNA	MUNICIPAL	45.382,93
PR	410300	BOA ESPERANCA	MUNICIPAL	766,81
PR	410302	BOA ESPERANCA DO IGUACU	MUNICIPAL	1.604,20
PR	410304	BOA VENTURA DE SAO ROQUE	MUNICIPAL	1.119,24
PR	410305	BOA VISTA DA APARECIDA	MUNICIPAL	14.832,40
PR	410310	BOCAIUVA DO SUL	MUNICIPAL	8.009,69
PR	410315	BOM JESUS DO SUL	MUNICIPAL	1.943,55
PR	410320	BOM SUCESSO	MUNICIPAL	10.316,11
PR	410322	BOM SUCESSO DO SUL	MUNICIPAL	3.327,05
PR	410330	BORRAZOPOLIS	MUNICIPAL	15.790,32
PR	410335	BRAGANEY	MUNICIPAL	8.210,74
PR	410337	BRASILANDIA DO SUL	MUNICIPAL	43.270,00
PR	410340	CAFEARA	MUNICIPAL	10.117,82
PR	410345	CAFELANDIA	MUNICIPAL	15.015,01
PR	410347	CAFEZAL DO SUL	MUNICIPAL	23.457,47
PR	410350	CALIFORNIA	MUNICIPAL	9.866,96

PR	410360	CAMBARA	MUNICIPAL	22.895,23
PR	410370	CAMBE	MUNICIPAL	57,10
PR	410380	CAMBIRA	MUNICIPAL	16.388,22
PR	410390	CAMPINA DA LAGOA	MUNICIPAL	5.169,69
PR	410395	CAMPINA DO SIMAO	MUNICIPAL	1.085,06
PR	410400	CAMPINA GRANDE DO SUL	MUNICIPAL	2.380,20
PR	410405	CAMPO BONITO	MUNICIPAL	4.029,01
PR	410430	CAMPO MOURAO	MUNICIPAL	539.502,81
PR	410440	CANDIDO DE ABREU	MUNICIPAL	4.567,22
PR	410442	CANDOI	MUNICIPAL	1.989,31
PR	410445	CANTAGALO	MUNICIPAL	5.675,13
PR	410450	CAPANEMA	MUNICIPAL	8.015,22
PR	410460	CAPITAO LEONIDAS MARQUES	MUNICIPAL	11.916,65
PR	410470	CARLOPOLIS	MUNICIPAL	12.519,22
PR	410480	CASCAVEL	MUNICIPAL	294.720,27
PR	410490	CASTRO	MUNICIPAL	97.213,18
PR	410500	CATANDUVAS	MUNICIPAL	12.661,78
PR	410510	CENTENARIO DO SUL	MUNICIPAL	36.655,91
PR	410520	CERRO AZUL	MUNICIPAL	2.396,64
PR	410530	CEU AZUL	MUNICIPAL	6.447,75
PR	410540	CHOPINZINHO	MUNICIPAL	96.087,43
PR	410550	CIANORTE	MUNICIPAL	271.200,46

PR	410560	CIDADE GAUCHA	MUNICIPAL	20.149,38
PR	410570	CLEVELANDIA	MUNICIPAL	8.648,46
PR	410580	COLOMBO	MUNICIPAL	199.778,87
PR	410590	COLORADO	MUNICIPAL	318.583,47
PR	410600	CONGONHINHAS	MUNICIPAL	16.868,31
PR	410610	CONSELHEIRO MAIRINCK	MUNICIPAL	12.445,93
PR	410620	CONTENDA	MUNICIPAL	17.352,08
PR	410630	CORBELIA	MUNICIPAL	28.278,08
PR	410640	CORNELIO PROCOPIO	MUNICIPAL	82.053,09
PR	410645	CORONEL DOMINGOS SOARES	MUNICIPAL	5.305,22
PR	410650	CORONEL VIVIDA	MUNICIPAL	37.955,29
PR	410655	CORUMBATAI DO SUL	MUNICIPAL	989,55
PR	410680	CRUZ MACHADO	MUNICIPAL	23.759,88
PR	410657	CRUZEIRO DO IGUACU	MUNICIPAL	1.219,20
PR	410660	CRUZEIRO DO OESTE	MUNICIPAL	35.708,84
PR	410670	CRUZEIRO DO SUL	MUNICIPAL	9.163,48
PR	410685	CRUZMALTINA	MUNICIPAL	7.107,36
PR	410690	CURITIBA	MUNICIPAL	1.605.695,58
PR	410700	CURIUVA	MUNICIPAL	16.433,76
PR	410710	DIAMANTE DO NORTE	MUNICIPAL	4.895,57
PR	410712	DIAMANTE DO SUL	MUNICIPAL	4.091,22
PR	410715	DIAMANTE D'OESTE	MUNICIPAL	2.854,12
PR	410720	DOIS VIZINHOS	MUNICIPAL	79.429,60
PR	410725	DOURADINA	MUNICIPAL	6.457,10
PR	410730	DOUTOR CAMARGO	MUNICIPAL	16.818,30
PR	412863	DOUTOR ULYSSES	MUNICIPAL	10.927,50
PR	410740	ENEAS MARQUES	MUNICIPAL	1.189,03
PR	410750	ENGENHEIRO BELTRAO	MUNICIPAL	9.632,15
PR	410752	ESPERANCA NOVA	MUNICIPAL	2.159,61

PR	410754	ESPIGAO ALTO DO IGUACU	MUNICIPAL	5.049,76
PR	410755	FAROL	MUNICIPAL	4.313,46
PR	410760	FAXINAL	MUNICIPAL	4.124,91
PR	410765	FAZENDA RIO GRANDE	MUNICIPAL	1.903,60
PR	410770	FENIX	MUNICIPAL	4.448,24
PR	410773	FERNANDES PINHEIRO	MUNICIPAL	12.485,93
PR	410775	FIGUEIRA	MUNICIPAL	14.880,32
PR	410785	FLOR DA SERRA DO SUL	MUNICIPAL	1.836,67
PR	410780	FLORAI	MUNICIPAL	5.651,76
PR	410820	FORMOSA DO OESTE	MUNICIPAL	9.776,45
PR	410830	FOZ DO IGUACU	MUNICIPAL	270.037,78
PR	410845	FOZ DO JORDAO	MUNICIPAL	491,04
PR	410832	FRANCISCO ALVES	MUNICIPAL	34.397,93
PR	410840	FRANCISCO BELTRAO	MUNICIPAL	245.492,60
PR	410850	GENERAL CARNEIRO	MUNICIPAL	29.949,26
PR	410855	GODOY MOREIRA	MUNICIPAL	14.490,18
PR	410860	GOIOERE	MUNICIPAL	126.385,43
PR	410865	GOIOXIM	MUNICIPAL	14.453,20
PR	410870	GRANDES RIOS	MUNICIPAL	22.314,06
PR	410880	GUAIRA	MUNICIPAL	70.921,87
PR	410890	GUAIRACA	MUNICIPAL	19.873,19
PR	410895	GUAMIRANGA	MUNICIPAL	12.967,26
PR	410910	GUAPOREMA	MUNICIPAL	1.069,52
PR	410920	GUARACI	MUNICIPAL	8.069,25
PR	410930	GUARANIACU	MUNICIPAL	5.930,38
PR	410940	GUARAPUAVA	MUNICIPAL	57.856,13
PR	410950	GUARAQUECABA	MUNICIPAL	17.089,21
PR	410960	GUARATUBA	MUNICIPAL	12.742,90
PR	410965	HONORIO SERPA	MUNICIPAL	9.684,94
PR	410970	IBAITI	MUNICIPAL	56.464,34
PR	410975	IBEMA	MUNICIPAL	1.527,30
PR	410980	IBIPORA	MUNICIPAL	14.441,57
PR	410990	ICARAIMA	MUNICIPAL	16.181,54
PR	411000	IGUARACU	MUNICIPAL	3.308,42
PR	411005	IGUATU	MUNICIPAL	1.882,01
PR	411007	IMBAU	MUNICIPAL	11.749,10
PR	411010	IMBITUVA	MUNICIPAL	14.797,36
PR	411020	INACIO MARTINS	MUNICIPAL	11.482,55
PR	411030	INAJA	MUNICIPAL	7.277,89
PR	411040	INDIANOPOLIS	MUNICIPAL	11.535,25
PR	411050	IPIRANGA	MUNICIPAL	15.089,24
PR	411060	IPORA	MUNICIPAL	33.959,44
PR	411065	IRACEMA DO OESTE	MUNICIPAL	1.829,04
PR	411070	IRATI	MUNICIPAL	29.724,92
PR	411090	ITAGUAJE	MUNICIPAL	3.624,22
PR	411095	ITAIPULANDIA	MUNICIPAL	36.758,79
PR	411100	ITAMBARACA	MUNICIPAL	3.106,73
PR	411110	ITAMBE	MUNICIPAL	11.666,23
PR	411120	ITAPEJARA D'OESTE	MUNICIPAL	19.740,12
PR	411125	ITAPERUCU	MUNICIPAL	30.629,59
PR	411130	ITAUNA DO SUL	MUNICIPAL	23.621,08
PR	411140	IVAI	MUNICIPAL	21.859,29



PR	411150	IVAIPORA	MUNICIPAL	7.242,59
PR	411155	IVATE	MUNICIPAL	7.703,92
PR	411160	IVATUBA	MUNICIPAL	5.418,15
PR	411170	JABOTI	MUNICIPAL	4.874,18
PR	411180	JACAREZINHO	MUNICIPAL	12.580,46
PR	411190	JAGUAPITA	MUNICIPAL	196,74
PR	411200	JAGUARIAIVA	MUNICIPAL	99.701,37
PR	411210	JANDAIA DO SUL	MUNICIPAL	12.586,02
PR	411220	JANIOPOLIS	MUNICIPAL	9.581,55
PR	411230	JAPIRA	MUNICIPAL	9.332,33
PR	411240	JAPURA	MUNICIPAL	6.265,88
PR	411260	JARDIM OLINDA	MUNICIPAL	6.524,95
PR	411270	JATAIZINHO	MUNICIPAL	8.543,44
PR	411275	JESUITAS	MUNICIPAL	4.252,21
PR	411280	JOAQUIM TAVORA	MUNICIPAL	5.108,39
PR	411290	JUNDIAI DO SUL	MUNICIPAL	5.383,63
PR	411295	JURANDA	MUNICIPAL	31.035,49
PR	411300	JUSSARA	MUNICIPAL	13.142,98
PR	411310	KALORE	MUNICIPAL	16.129,29
PR	411320	LAPA	MUNICIPAL	60.040,15
PR	411325	LARANJAL	MUNICIPAL	5.249,24
PR	411330	LARANJEIRAS DO SUL	MUNICIPAL	873,92
PR	411340	LEOPOLIS	MUNICIPAL	4.887,71
PR	411345	LINDOESTE	MUNICIPAL	15.052,48
PR	411350	LOANDA	MUNICIPAL	2.982,81
PR	411360	LOBATO	MUNICIPAL	6.022,60
PR	411370	LONDRINA	MUNICIPAL	2.708.437,94
PR	411373	LUIZIANA	MUNICIPAL	18.895,02
PR	411375	LUNARDELLI	MUNICIPAL	11.856,10
PR	411380	LUPIONOPOLIS	MUNICIPAL	11.972,48
PR	411390	MALLET	MUNICIPAL	4.557,33
PR	411400	MAMBORE	MUNICIPAL	16.145,97
PR	411410	MANDAGUACU	MUNICIPAL	35.879,65
PR	411420	MANDAGUARI	MUNICIPAL	95.785,50
PR	411430	MANDIRITUBA	MUNICIPAL	16.404,83
PR	411435	MANFRINOPOLIS	MUNICIPAL	2.520,35
PR	411440	MANGUEIRINHA	MUNICIPAL	37.524,26
PR	411450	MANOEL RIBAS	MUNICIPAL	20.288,76
PR	411460	MARECHAL CANDIDO RONDON	MUNICIPAL	48.278,40
PR	411470	MARIA HELENA	MUNICIPAL	15.548,67
PR	411490	MARILANDIA DO SUL	MUNICIPAL	15.122,35
PR	411500	MARILENA	MUNICIPAL	38.195,37
PR	411510	MARILUZ	MUNICIPAL	18.528,74
PR	411520	MARINGA	MUNICIPAL	1.553.966,57
PR	411530	MARIOPOLIS	MUNICIPAL	277,52
PR	411535	MARIPA	MUNICIPAL	849,85
PR	411540	MARMELEIRO	MUNICIPAL	2.078,79
PR	411545	MARQUINHO	MUNICIPAL	254,73
PR	411550	MARUMBI	MUNICIPAL	2.722,50
PR	411560	MATELANDIA	MUNICIPAL	3.932,78
PR	411570	MATINHOS	MUNICIPAL	37.547,84
PR	411573	MATO RICO	MUNICIPAL	2.391,94

PR	411575	MAUA DA SERRA	MUNICIPAL	1.272,45
PR	411580	MEDIANEIRA	MUNICIPAL	17.705,19
PR	411590	MIRADOR	MUNICIPAL	9.219,51
PR	411605	MISSAL	MUNICIPAL	5.737,86
PR	411610	MOREIRA SALES	MUNICIPAL	15.836,15
PR	411620	MORRETES	MUNICIPAL	5.906,54
PR	411630	MUNHOZ DE MELO	MUNICIPAL	8.538,66
PR	411640	NOSSA SENHORA DAS GRACAS	MUNICIPAL	31.842,84
PR	411650	NOVA ALIANCA DO IVAI	MUNICIPAL	6.492,69
PR	411660	NOVA AMERICA DA COLINA	MUNICIPAL	23.889,84
PR	411670	NOVA AURORA	MUNICIPAL	8.669,25
PR	411680	NOVA CANTU	MUNICIPAL	9.710,00
PR	411690	NOVA ESPERANCA	MUNICIPAL	54.940,55
PR	411695	NOVA ESPERANCA DO SUDOESTE	MUNICIPAL	7.382,73
PR	411700	NOVA FATIMA	MUNICIPAL	2.623,91
PR	411705	NOVA LARANJEIRAS	MUNICIPAL	3.557,63
PR	411710	NOVA LONDRINA	MUNICIPAL	24.980,15
PR	411720	NOVA OLIMPIA	MUNICIPAL	26.621,80
PR	411725	NOVA PRATA DO IGUACU	MUNICIPAL	3.762,87
PR	411721	NOVA SANTA BARBARA	MUNICIPAL	5.186,15
PR	411722	NOVA SANTA ROSA	MUNICIPAL	2.507,61
PR	411727	NOVA TEBAS	MUNICIPAL	48.306,94
PR	411729	NOVO ITACOLOMI	MUNICIPAL	596,29
PR	411730	ORTIGUEIRA	MUNICIPAL	15.420,33
PR	411740	OURIZONA	MUNICIPAL	2.818,94
PR	411745	OURO VERDE DO OESTE	MUNICIPAL	2.290,23
PR	411750	PAICANDU	MUNICIPAL	49.341,61
PR	411760	PALMAS	MUNICIPAL	81.519,78
PR	411770	PALMEIRA	MUNICIPAL	70.473,25
PR	411780	PALMITAL	MUNICIPAL	15.501,18
PR	411790	PALOTINA	MUNICIPAL	11.216,37
PR	411800	PARAISO DO NORTE	MUNICIPAL	1.705,79
PR	411810	PARANACITY	MUNICIPAL	14.695,73
PR	411820	PARANAGUA	MUNICIPAL	91.155,88
PR	411830	PARANAPOEMA	MUNICIPAL	9.044,66
PR	411840	PARANAVALI	MUNICIPAL	72.717,25
PR	411845	PATO BRAGADO	MUNICIPAL	596,94
PR	411850	PATO BRANCO	MUNICIPAL	601.286,41
PR	411860	PAULA FREITAS	MUNICIPAL	4.253,34
PR	411870	PAULO FRONTIN	MUNICIPAL	20.828,21
PR	411880	PEABIRU	MUNICIPAL	19.844,52
PR	411885	PEROBAL	MUNICIPAL	6.870,12

PR	411890	PEROLA	MUNICIPAL	23.735,56
PR	411900	PEROLA D'OESTE	MUNICIPAL	6.431,75
PR	411910	PIEN	MUNICIPAL	5.805,45
PR	411915	PINHAIS	MUNICIPAL	56.691,66
PR	411925	PINHAL DE SAO BENTO	MUNICIPAL	1.960,18
PR	411920	PINHALAO	MUNICIPAL	1.003,25
PR	411930	PINHAO	MUNICIPAL	19.943,10
PR	411940	PIRAI DO SUL	MUNICIPAL	6.106,35
PR	411950	PIRAQUARA	MUNICIPAL	57.168,61

PR	411960	PITANGA	MUNICIPAL	21.513,21
PR	411965	PITANGUEIRAS	MUNICIPAL	3.153,05
PR	411970	PLANALTINA DO PARANA	MUNICIPAL	15.249,80
PR	411980	PLANALTO	MUNICIPAL	841,56
PR	411990	PONTA GROSSA	MUNICIPAL	267.236,04
PR	411995	PONTAL DO PARANA	MUNICIPAL	10.136,34
PR	412000	PORECATU	MUNICIPAL	42.282,23
PR	412010	PORTO AMAZONAS	MUNICIPAL	14.847,09
PR	412015	PORTO BARREIRO	MUNICIPAL	880,82
PR	412030	PORTO VITORIA	MUNICIPAL	7.195,24
PR	412035	PRANCHITA	MUNICIPAL	13.075,38
PR	412040	PRESIDENTE CASTELO BRANCO	MUNICIPAL	11.791,07
PR	412050	PRIMEIRO DE MAIO	MUNICIPAL	15.020,44
PR	412060	PRUDENTOPOLIS	MUNICIPAL	3.484,96
PR	412065	QUARTO CENTENARIO	MUNICIPAL	839,15
PR	412070	QUATIGUA	MUNICIPAL	3.259,87
PR	412080	QUATRO BARRAS	MUNICIPAL	1.987,14
PR	412085	QUATRO PONTES	MUNICIPAL	2.586,25
PR	412090	QUEDAS DO IGUACU	MUNICIPAL	5.368,18
PR	412100	QUERENCIA DO NORTE	MUNICIPAL	1.660,54
PR	412110	QUINTA DO SOL	MUNICIPAL	19.260,98
PR	412125	RAMILANDIA	MUNICIPAL	6.752,64
PR	412130	RANCHO ALEGRE	MUNICIPAL	11.098,35
PR	412140	REALEZA	MUNICIPAL	5.020,08
PR	412150	REBOUCAS	MUNICIPAL	54.953,13
PR	412160	RENASCENCA	MUNICIPAL	5.732,78
PR	412170	RESERVA	MUNICIPAL	16.814,05
PR	412175	RESERVA DO IGUACU	MUNICIPAL	6.760,81
PR	412180	RIBEIRAO CLARO	MUNICIPAL	2.086,62
PR	412190	RIBEIRAO DO PINHAL	MUNICIPAL	17.812,89
PR	412200	RIO AZUL	MUNICIPAL	15.667,14
PR	412210	RIO BOM	MUNICIPAL	13.641,39
PR	412215	RIO BONITO DO IGUACU	MUNICIPAL	2.437,54
PR	412217	RIO BRANCO DO IVAI	MUNICIPAL	4.240,85
PR	412220	RIO BRANCO DO SUL	MUNICIPAL	6.845,58
PR	412230	RIO NEGRO	MUNICIPAL	32.581,03
PR	412250	RONCADOR	MUNICIPAL	15.636,60
PR	412260	RONDON	MUNICIPAL	8.925,68
PR	412265	ROSARIO DO IVAI	MUNICIPAL	1.495,29
PR	412270	SABAUDIA	MUNICIPAL	11.783,98
PR	412280	SALGADO FILHO	MUNICIPAL	4.878,75
PR	412290	SALTO DO ITARARE	MUNICIPAL	1.444,89
PR	412300	SALTO DO LONTRA	MUNICIPAL	37.299,38
PR	412310	SANTA AMELIA	MUNICIPAL	3.735,45
PR	412320	SANTA CECILIA DO PAVAO	MUNICIPAL	18.872,09
PR	412330	SANTA CRUZ DE MONTE CASTELO	MUNICIPAL	8.292,27
PR	412340	SANTA FE	MUNICIPAL	5.617,87
PR	412350	SANTA HELENA	MUNICIPAL	7.293,00
PR	412360	SANTA INES	MUNICIPAL	7.012,24
PR	412370	SANTA ISABEL DO IVAI	MUNICIPAL	13.057,61
PR	412380	SANTA IZABEL DO OESTE	MUNICIPAL	4.166,69
PR	412382	SANTA LUCIA	MUNICIPAL	9.929,42

PR	412385	SANTA MARIA DO OESTE	MUNICIPAL	1.582,73
PR	412390	SANTA MARIANA	MUNICIPAL	20.671,16
PR	412395	SANTA MONICA	MUNICIPAL	11.008,26
PR	412402	SANTA TEREZA DO OESTE	MUNICIPAL	27.609,79
PR	412405	SANTA TEREZINHA DE ITAIPU	MUNICIPAL	14.492,60
PR	412400	SANTANA DO ITARARE	MUNICIPAL	14.393,92
PR	412410	SANTO ANTONIO DA PLATINA	MUNICIPAL	722,20
PR	412420	SANTO ANTONIO DO CAIUA	MUNICIPAL	27.936,58
PR	412430	SANTO ANTONIO DO PARAISO	MUNICIPAL	8.179,32
PR	412440	SANTO ANTONIO DO SUDOESTE	MUNICIPAL	2.492,72
PR	412450	SANTO INACIO	MUNICIPAL	27.362,27
PR	412460	SAO CARLOS DO IVAI	MUNICIPAL	5.748,69
PR	412470	SAO JERONIMO DA SERRA	MUNICIPAL	28.402,54
PR	412480	SAO JOAO	MUNICIPAL	8.314,65
PR	412490	SAO JOAO DO CAIUA	MUNICIPAL	57.072,74
PR	412500	SAO JOAO DO IVAI	MUNICIPAL	47.649,00
PR	412510	SAO JOAO DO TRIUNFO	MUNICIPAL	10.214,56
PR	412530	SAO JORGE DO IVAI	MUNICIPAL	1.691,27
PR	412535	SAO JORGE DO PATROCINIO	MUNICIPAL	14.214,98
PR	412520	SAO JORGE D'OESTE	MUNICIPAL	7.521,88
PR	412540	SAO JOSE DA BOA VISTA	MUNICIPAL	18.884,41
PR	412545	SAO JOSE DAS PALMEIRAS	MUNICIPAL	3.762,87
PR	412550	SAO JOSE DOS PINHAIS	MUNICIPAL	1.463,70
PR	412555	SAO MANOEL DO PARANA	MUNICIPAL	5.122,60
PR	412560	SAO MATEUS DO SUL	MUNICIPAL	3.210,10
PR	412570	SAO MIGUEL DO IGUACU	MUNICIPAL	3.859,02
PR	412575	SAO PEDRO DO IGUACU	MUNICIPAL	14.796,65
PR	412580	SAO PEDRO DO IVAI	MUNICIPAL	11.208,41
PR	412590	SAO PEDRO DO PARANA	MUNICIPAL	412,29
PR	412600	SAO SEBASTIAO DA AMOREIRA	MUNICIPAL	17.001,24
PR	412610	SAO TOME	MUNICIPAL	2.264,55
PR	412620	SAOPEMA	MUNICIPAL	25.358,49
PR	412625	SARANDI	MUNICIPAL	14.233,01
PR	412627	SAUDADE DO IGUACU	MUNICIPAL	716,59
PR	412630	SENGES	MUNICIPAL	45.794,17
PR	412635	SERRANOPOLIS DO IGUACU	MUNICIPAL	134,15
PR	412640	SERTANEJA	MUNICIPAL	33.538,09
PR	412650	SERTANOPOLIS	MUNICIPAL	16.972,79
PR	412665	SULINA	MUNICIPAL	965,31
PR	412667	TAMARANA	MUNICIPAL	3.669,07
PR	412670	TAMBOARA	MUNICIPAL	577,18
PR	412680	TAPEJARA	MUNICIPAL	2.145,81
PR	412700	TEIXEIRA SOARES	MUNICIPAL	19.571,11
PR	412710	TELEMACO BORBA	MUNICIPAL	36.240,03
PR	412720	TERRA BOA	MUNICIPAL	56.797,68
PR	412730	TERRA RICA	MUNICIPAL	1.939,13
PR	412740	TERRA ROXA	MUNICIPAL	12.716,42
PR	412750	TIBAGI	MUNICIPAL	16.687,22
PR	412760	TIJUCAS DO SUL	MUNICIPAL	28.237,76
PR	412770	TOLEDO	MUNICIPAL	85.532,06
PR	412780	TOMAZINA	MUNICIPAL	11.237,44
PR	412785	TRES BARRAS DO PARANA	MUNICIPAL	6.314,94

PR	412788	TUNAS DO PARANA	MUNICIPAL	4.443,19
PR	412790	TUNEIRAS DO OESTE	MUNICIPAL	30.437,87
PR	412795	TUPASSI	MUNICIPAL	10.551,08
PR	412796	TURVO	MUNICIPAL	9.593,02
PR	412800	UBIRATA	MUNICIPAL	31.955,19
PR	412810	UMUARAMA	MUNICIPAL	1.041.316,46
PR	412820	UNIAO DA VITORIA	MUNICIPAL	71.928,44
PR	412830	UNIFLOR	MUNICIPAL	8.890,63
PR	412840	URAI	MUNICIPAL	20.216,69
PR	412853	VENTANIA	MUNICIPAL	57.624,43
PR	412855	VERA CRUZ DO OESTE	MUNICIPAL	18.941,86
PR	412865	VIRMOND	MUNICIPAL	2.354,03
PR	412870	VITORINO	MUNICIPAL	24.707,28
PR	412880	XAMBRE	MUNICIPAL	1.222,73
RJ	330455	RIO DE JANEIRO	ESTADUAL	5.622.738,57
RJ	330010	ANGRA DOS REIS	MUNICIPAL	280.741,83
RJ	330015	APERIBE	MUNICIPAL	60.529,29
RJ	330020	ARARUAMA	MUNICIPAL	793.280,02
RJ	330022	AREAL	MUNICIPAL	63.182,37
RJ	330023	ARMAÇAO DOS BUZIOS	MUNICIPAL	146.800,99
RJ	330025	ARRAIAL DO CABO	MUNICIPAL	65.743,39
RJ	330030	BARRA DO PIRAI	MUNICIPAL	525.529,28
RJ	330040	BARRA MANSA	MUNICIPAL	1.032.818,32
RJ	330045	BELFORD ROXO	MUNICIPAL	554.495,60
RJ	330050	BOM JARDIM	MUNICIPAL	95.871,88
RJ	330060	BOM JESUS DO ITABAPOANA	MUNICIPAL	883.837,77
RJ	330070	CABO FRIO	MUNICIPAL	1.995.648,58
RJ	330080	CACHOEIRAS DE MACACU	MUNICIPAL	2.829,55
RJ	330090	CAMBUÇI	MUNICIPAL	192.827,65
RJ	330100	CAMPOS DOS GOYTACAZES	MUNICIPAL	3.100.637,17
RJ	330110	CANTAGALO	MUNICIPAL	122.998,53
RJ	330115	CARDOSO MOREIRA	MUNICIPAL	8.895,10
RJ	330120	CARMO	MUNICIPAL	172.331,61
RJ	330130	CASIMIRO DE ABREU	MUNICIPAL	302.043,69
RJ	330095	COMENDADOR LEVY GASPARIAN	MUNICIPAL	59.501,04
RJ	330140	CONCEICAO DE MACABU	MUNICIPAL	66.239,37
RJ	330150	CORDEIRO	MUNICIPAL	66.716,86
RJ	330160	DUAS BARRAS	MUNICIPAL	53.515,52
RJ	330170	DUQUE DE CAXIAS	MUNICIPAL	591.654,35
RJ	330180	ENGENHEIRO PAULO DE FRONTIN	MUNICIPAL	38.524,58
RJ	330185	GUAPIMIRIM	MUNICIPAL	585.863,86
RJ	330187	IGUABA GRANDE	MUNICIPAL	164.656,65
RJ	330190	ITABORAI	MUNICIPAL	1.006.288,69
RJ	330200	ITAGUAI	MUNICIPAL	484.132,35
RJ	330205	ITALVA	MUNICIPAL	4.571,36
RJ	330210	ITAOCARA	MUNICIPAL	177.594,93
RJ	330220	ITAPERUNA	MUNICIPAL	1.620.077,26
RJ	330225	ITATIAIA	MUNICIPAL	206.563,23
RJ	330227	JAPERI	MUNICIPAL	194.700,75
RJ	330230	LAJE DO MURIAE	MUNICIPAL	91.388,91
RJ	330240	MACAE	MUNICIPAL	797.314,42
RJ	330245	MACUCO	MUNICIPAL	6.791,45

RJ	330250	MAGE	MUNICIPAL	1.412.611,83
RJ	330260	MANGARATIBA	MUNICIPAL	444.916,35
RJ	330270	MARICA	MUNICIPAL	102.429,40
RJ	330280	MENDES	MUNICIPAL	133.024,66
RJ	330285	MESQUITA	MUNICIPAL	175.550,70
RJ	330290	MIGUEL PEREIRA	MUNICIPAL	9.722,25
RJ	330300	MIRACEMA	MUNICIPAL	176.439,12
RJ	330310	NATIVIDADE	MUNICIPAL	108.366,56
RJ	330320	NILOPOLIS	MUNICIPAL	466.995,83
RJ	330330	NITEROI	MUNICIPAL	2.042.106,85

RJ	330340	NOVA FRIBURGO	MUNICIPAL	512.353,36
RJ	330350	NOVA IGUACU	MUNICIPAL	773.561,44
RJ	330360	PARACAMBI	MUNICIPAL	326.406,88
RJ	330370	PARAIBA DO SUL	MUNICIPAL	190.138,48
RJ	330385	PATY DO ALFERES	MUNICIPAL	5.507,88
RJ	330390	PETROPOLIS	MUNICIPAL	1.769.379,38
RJ	330395	PINHEIRAL	MUNICIPAL	141.446,21
RJ	330400	PIRAI	MUNICIPAL	298.341,62
RJ	330410	PORCIUNCULA	MUNICIPAL	123.713,72
RJ	330411	PORTO REAL	MUNICIPAL	13.682,85
RJ	330412	QUATIS	MUNICIPAL	69.888,34
RJ	330414	QUEIMADOS	MUNICIPAL	302.123,71
RJ	330415	QUISSAMA	MUNICIPAL	283.415,42
RJ	330420	RESENDE	MUNICIPAL	1.061.752,02
RJ	330430	RIO BONITO	MUNICIPAL	435.913,28
RJ	330440	RIO CLARO	MUNICIPAL	102.067,76
RJ	330450	RIO DAS FLORES	MUNICIPAL	55.259,20
RJ	330452	RIO DAS OSTRAS	MUNICIPAL	369.869,69
RJ	330455	RIO DE JANEIRO	MUNICIPAL	7.465.078,83
RJ	330460	SANTA MARIA MADALENA	MUNICIPAL	44.221,65
RJ	330470	SANTO ANTONIO DE PADUA	MUNICIPAL	274.650,73
RJ	330480	SAO FIDELIS	MUNICIPAL	222.683,72
RJ	330475	SAO FRANCISCO DE ITABAPOANA	MUNICIPAL	225.859,77
RJ	330490	SAO GONCALO	MUNICIPAL	2.273.585,43
RJ	330500	SAO JOAO DA BARRA	MUNICIPAL	163.539,57
RJ	330510	SAO JOAO DE MERITI	MUNICIPAL	785.990,67
RJ	330513	SAO JOSE DE UBA	MUNICIPAL	65.027,75
RJ	330515	SAO JOSE DO VALE DO RIO PRETO	MUNICIPAL	78.697,72
RJ	330520	SAO PEDRO DA ALDEIA	MUNICIPAL	331.473,65
RJ	330530	SAO SEBASTIAO DO ALTO	MUNICIPAL	77.986,93
RJ	330540	SAPUCAIA	MUNICIPAL	26.323,98
RJ	330550	SAQUAREMA	MUNICIPAL	1.588,85
RJ	330555	SEROPEDICA	MUNICIPAL	359.509,72
RJ	330560	SILVA JARDIM	MUNICIPAL	37.791,13
RJ	330570	SUMIDOURO	MUNICIPAL	53.961,54
RJ	330575	TANGUA	MUNICIPAL	96.280,29
RJ	330580	TERESOPOLIS	MUNICIPAL	626.739,32
RJ	330590	TRAJANO DE MORAES	MUNICIPAL	58.737,77
RJ	330600	TRES RIOS	MUNICIPAL	381.608,55
RJ	330610	VALENCA	MUNICIPAL	603.801,22
RJ	330615	VARRE-SAI	MUNICIPAL	40.264,81

RJ	330620	VASSOURAS	MUNICIPAL	272.761,58
RJ	330630	VOLTA REDONDA	MUNICIPAL	3.594.157,49
RN	240810	RIO GRANDE DO NORTE	ESTADUAL	5.102.092,00
RN	240010	ACARI	MUNICIPAL	40.082,99
RN	240020	ACU	MUNICIPAL	53.805,88
RN	240030	AFONSO BEZERRA	MUNICIPAL	89.653,56
RN	240040	AGUA NOVA	MUNICIPAL	16.550,37
RN	240050	ALEXANDRIA	MUNICIPAL	150.965,92
RN	240060	ALMINO AFONSO	MUNICIPAL	71.689,17
RN	240070	ALTO DO RODRIGUES	MUNICIPAL	42.183,99
RN	240080	ANGICOS	MUNICIPAL	71.394,89
RN	240090	ANTONIO MARTINS	MUNICIPAL	57.984,99
RN	240100	APODI	MUNICIPAL	148.713,32
RN	240110	AREIA BRANCA	MUNICIPAL	83.555,04
RN	240120	ARES	MUNICIPAL	67.636,07
RN	240130	AUGUSTO SEVERO	MUNICIPAL	49.890,66
RN	240140	BAIA FORMOSA	MUNICIPAL	58.412,52
RN	240145	BARAUNA	MUNICIPAL	131.214,61
RN	240150	BARCELONA	MUNICIPAL	36.799,71
RN	240160	BENTO FERNANDES	MUNICIPAL	24.058,18
RN	240165	BODO	MUNICIPAL	24.740,05
RN	240170	BOM JESUS	MUNICIPAL	50.277,01
RN	240180	BREJINHO	MUNICIPAL	66.351,40
RN	240185	CAICARA DO NORTE	MUNICIPAL	38.433,56
RN	240190	CAICARA DO RIO DO VENTO	MUNICIPAL	57.409,26
RN	240200	CAICO	MUNICIPAL	317.112,01
RN	240210	CAMPO REDONDO	MUNICIPAL	103.718,22
RN	240220	CANGUARETAMA	MUNICIPAL	210.980,12
RN	240230	CARAUBAS	MUNICIPAL	135.629,88
RN	240240	CARNAUBA DOS DANTAS	MUNICIPAL	35.828,56
RN	240250	CARNAUBAIS	MUNICIPAL	15.046,76
RN	240260	CEARA-MIRIM	MUNICIPAL	323.279,15
RN	240270	CERRO CORA	MUNICIPAL	49.518,45
RN	240280	CORONEL EZEQUIEL	MUNICIPAL	35.659,89
RN	240290	CORONEL JOAO PESSOA	MUNICIPAL	46.600,37
RN	240300	CRUZETA	MUNICIPAL	32.158,53
RN	240310	CURRAIS NOVOS	MUNICIPAL	99.791,80
RN	240320	DOUTOR SEVERIANO	MUNICIPAL	55.176,84
RN	240330	ENCANTO	MUNICIPAL	34.913,20
RN	240340	EQUADOR	MUNICIPAL	65.607,17
RN	240350	ESPIRITO SANTO	MUNICIPAL	69.886,25
RN	240360	EXTREMOZ	MUNICIPAL	15.313,44
RN	240370	FELIPE GUERRA	MUNICIPAL	60.330,56
RN	240380	FLORANIA	MUNICIPAL	70.834,51
RN	240390	FRANCISCO DANTAS	MUNICIPAL	14.624,19
RN	240400	FRUTUOSO GOMES	MUNICIPAL	61.622,33
RN	240410	GALINHOS	MUNICIPAL	7.761,10
RN	240420	GOIANINHA	MUNICIPAL	204.889,41
RN	240430	GOVERNADOR DIX-SEPT ROSADO	MUNICIPAL	24.740,23
RN	240440	GROSSOS	MUNICIPAL	82.754,72
RN	240450	GUAMARE	MUNICIPAL	241.815,38
RN	240460	IELMO MARINHO	MUNICIPAL	60.405,02

RN	240470	IPANGUACU	MUNICIPAL	13.902,35
RN	240480	IPUEIRA	MUNICIPAL	14.700,57
RN	240485	ITAJA	MUNICIPAL	107.328,67
RN	240490	ITAU	MUNICIPAL	42.477,67
RN	240500	JACANA	MUNICIPAL	69.163,11
RN	240510	JANDAIRA	MUNICIPAL	53.236,78
RN	240520	JANDUIS	MUNICIPAL	28.389,44
RN	240530	JANUARIO CICCIO	MUNICIPAL	87.734,60
RN	240540	JAPI	MUNICIPAL	47.536,39
RN	240550	JARDIM DE ANGICOS	MUNICIPAL	15.776,84
RN	240560	JARDIM DE PIRANHAS	MUNICIPAL	61.854,03
RN	240570	JARDIM DO SERIDO	MUNICIPAL	70.071,79
RN	240580	JOAO CAMARA	MUNICIPAL	135.968,09
RN	240590	JOAO DIAS	MUNICIPAL	33.407,75
RN	240600	JOSE DA PENHA	MUNICIPAL	58.517,08
RN	240610	JUCURUTU	MUNICIPAL	112.069,26
RN	240615	JUNDIA	MUNICIPAL	46.362,06
RN	240620	LAGOA D'ANTA	MUNICIPAL	60.240,69
RN	240630	LAGOA DE PEDRAS	MUNICIPAL	60.033,37
RN	240640	LAGOA DE VELHOS	MUNICIPAL	39.987,12
RN	240650	LAGOA NOVA	MUNICIPAL	42.590,28
RN	240660	LAGOA SALGADA	MUNICIPAL	89.252,38
RN	240670	LAJES	MUNICIPAL	44.016,30
RN	240680	LAJES PINTADAS	MUNICIPAL	60.804,30
RN	240690	LUCRECIA	MUNICIPAL	36.325,24
RN	240700	LUIS GOMES	MUNICIPAL	66.175,54
RN	240710	MACAIBA	MUNICIPAL	197.892,73
RN	240720	MACAU	MUNICIPAL	36.891,06
RN	240725	MAJOR SALES	MUNICIPAL	30.651,45
RN	240730	MARCELINO VIEIRA	MUNICIPAL	43.724,86
RN	240740	MARTINS	MUNICIPAL	44.016,89
RN	240750	MAXARANGUAPE	MUNICIPAL	91.513,50
RN	240760	MESSIAS TARGINO	MUNICIPAL	49.963,28
RN	240770	MONTANHAS	MUNICIPAL	32.973,33
RN	240780	MONTE ALEGRE	MUNICIPAL	166.582,24
RN	240790	MONTE DAS GAMELEIRAS	MUNICIPAL	53.859,13
RN	240800	MOSSORO	MUNICIPAL	1.312.923,54
RN	240810	NATAL	MUNICIPAL	4.125.298,18
RN	240820	NISIA FLORESTA	MUNICIPAL	181.200,67
RN	240830	NOVA CRUZ	MUNICIPAL	249.909,39
RN	240840	OLHO-D'AGUA DO BORGES	MUNICIPAL	53.326,33
RN	240850	OURO BRANCO	MUNICIPAL	27.482,57
RN	240860	PARANA	MUNICIPAL	40.356,46
RN	240870	PARAU	MUNICIPAL	31.203,30
RN	240880	PARAZINHO	MUNICIPAL	48.946,31
RN	240890	PARELHAS	MUNICIPAL	146.914,44
RN	240325	PARNAMIRIM	MUNICIPAL	1.365.980,40
RN	240910	PASSA E FICA	MUNICIPAL	91.521,25
RN	240920	PASSAGEM	MUNICIPAL	36.545,73
RN	240930	PATU	MUNICIPAL	74.060,18
RN	240940	PAU DOS FERROS	MUNICIPAL	159.693,45
RN	240950	PEDRA GRANDE	MUNICIPAL	47.354,39



RN	240960	PEDRA PRETA	MUNICIPAL	45.160,04
RN	240970	PEDRO AVELINO	MUNICIPAL	55.760,55
RN	240980	PEDRO VELHO	MUNICIPAL	131.089,01
RN	240990	PENDENCIAS	MUNICIPAL	98.260,21
RN	241000	PILOES	MUNICIPAL	45.701,30
RN	241010	POCO BRANCO	MUNICIPAL	92.851,37
RN	241020	PORTALEGRE	MUNICIPAL	35.177,28
RN	241025	PORTO DO MANGUE	MUNICIPAL	71.853,44
RN	241040	PUREZA	MUNICIPAL	61.234,88
RN	241050	RAFAEL FERNANDES	MUNICIPAL	30.887,84
RN	241060	RAFAEL GODEIRO	MUNICIPAL	62.739,39
RN	241070	RIACHO DA CRUZ	MUNICIPAL	29.925,12
RN	241080	RIACHO DE SANTANA	MUNICIPAL	25.318,68
RN	241090	RIACHUELO	MUNICIPAL	62.964,01
RN	240895	RIO DO FOGO	MUNICIPAL	123.364,50
RN	241100	RODOLFO FERNANDES	MUNICIPAL	47.382,39
RN	241110	RUY BARBOSA	MUNICIPAL	40.833,57
RN	241120	SANTA CRUZ	MUNICIPAL	136.493,91
RN	240933	SANTA MARIA	MUNICIPAL	62.992,67
RN	241140	SANTANA DO MATOS	MUNICIPAL	68.807,83
RN	241142	SANTANA DO SERIDO	MUNICIPAL	35.226,66
RN	241150	SANTO ANTONIO	MUNICIPAL	98.601,96
RN	241160	SAO BENTO DO NORTE	MUNICIPAL	31.263,31
RN	241170	SAO BENTO DO TRAIRI	MUNICIPAL	50.391,13
RN	241180	SAO FERNANDO	MUNICIPAL	2.411,76
RN	241190	SAO FRANCISCO DO OESTE	MUNICIPAL	12.596,62
RN	241200	SAO GONCALO DO AMARANTE	MUNICIPAL	267.900,92
RN	241210	SAO JOAO DO SABUGI	MUNICIPAL	37.279,74
RN	241220	SAO JOSE DE MIPIBU	MUNICIPAL	251.921,13
RN	241230	SAO JOSE DO CAMPESTRE	MUNICIPAL	67.158,57

RN	241240	SAO JOSE DO SERIDO	MUNICIPAL	31.063,63
RN	241250	SAO MIGUEL	MUNICIPAL	110.960,55
RN	241255	SAO MIGUEL DO GOSTOSO	MUNICIPAL	93.896,55
RN	241260	SAO PAULO DO POTENGI	MUNICIPAL	83.165,41
RN	241270	SAO PEDRO	MUNICIPAL	31.126,75
RN	241280	SAO RAFAEL	MUNICIPAL	45.402,85
RN	241290	SAO TOME	MUNICIPAL	51.632,39
RN	241300	SAO VICENTE	MUNICIPAL	55.877,62
RN	241310	SENADOR ELOI DE SOUZA	MUNICIPAL	77.286,00
RN	241320	SENADOR GEORGINO AVELINO	MUNICIPAL	35.905,81
RN	241030	SERRA CAIADA	MUNICIPAL	71.309,95
RN	241330	SERRA DE SAO BENTO	MUNICIPAL	56.703,62
RN	241335	SERRA DO MEL	MUNICIPAL	26.495,79
RN	241340	SERRA NEGRA DO NORTE	MUNICIPAL	30.637,16
RN	241350	SERRINHA	MUNICIPAL	44.176,20
RN	241355	SERRINHA DOS PINTOS	MUNICIPAL	39.103,58
RN	241360	SEVERIANO MELO	MUNICIPAL	48.679,48
RN	241370	SITIO NOVO	MUNICIPAL	54.573,49
RN	241380	TABOLEIRO GRANDE	MUNICIPAL	30.030,39
RN	241390	TAIPU	MUNICIPAL	59.572,71
RN	241400	TANGARA	MUNICIPAL	99.356,41

RN	241410	TENENTE ANANIAS	MUNICIPAL	75.730,84
RN	241415	TENENTE LAURENTINO CRUZ	MUNICIPAL	50.091,76
RN	241105	TIBAU	MUNICIPAL	83.459,97
RN	241420	TIBAU DO SUL	MUNICIPAL	117.383,83
RN	241430	TIMBAUBA DOS BATISTAS	MUNICIPAL	9.635,00
RN	241440	TOUROS	MUNICIPAL	166.020,78
RN	241445	TRIUNFO POTIGUAR	MUNICIPAL	36.178,20
RN	241450	UMARIZAL	MUNICIPAL	65.120,10
RN	241460	UPANEMA	MUNICIPAL	98.757,03
RN	241470	VARZEA	MUNICIPAL	20.239,44
RN	241475	VENHA-VER	MUNICIPAL	38.814,94
RN	241480	VERA CRUZ	MUNICIPAL	107.104,21
RN	241490	VICOSA	MUNICIPAL	34.765,39
RN	241500	VILA FLOR	MUNICIPAL	29.320,18
RO	110020	RONDÔNIA	ESTADUAL	2.288.380,92
RO	110001	ALTA FLORESTA D'OESTE	MUNICIPAL	62.607,60
RO	110037	ALTO ALEGRE DOS PARECIS	MUNICIPAL	14.309,90
RO	110040	ALTO PARAISO	MUNICIPAL	52.511,04
RO	110034	ALVORADA D'OESTE	MUNICIPAL	20.497,46
RO	110002	ARIQUEMES	MUNICIPAL	385.134,46
RO	110045	BURITIS	MUNICIPAL	36.478,99
RO	110003	CABIXI	MUNICIPAL	30.641,51
RO	110060	CACAULANDIA	MUNICIPAL	10.459,14
RO	110004	CACOAL	MUNICIPAL	432.506,45
RO	110070	CAMPO NOVO DE RONDONIA	MUNICIPAL	31.836,89
RO	110080	CANDEIAS DO JAMARI	MUNICIPAL	114.863,54
RO	110090	CASTANHEIRAS	MUNICIPAL	54.385,14
RO	110005	CEREJEIRAS	MUNICIPAL	108.902,60
RO	110092	CHUPINGUAIA	MUNICIPAL	11.851,69
RO	110006	COLORADO DO OESTE	MUNICIPAL	107.695,78
RO	110007	CORUMBIARA	MUNICIPAL	29.709,16
RO	110008	COSTA MARQUES	MUNICIPAL	51.298,35
RO	110094	CUJUBIM	MUNICIPAL	65.011,61
RO	110009	ESPIGAO D'OESTE	MUNICIPAL	86.695,83
RO	110100	GOVERNADOR JORGE TEIXEIRA	MUNICIPAL	23.055,46
RO	110010	GUAJARA-MIRIM	MUNICIPAL	123.190,37
RO	110110	ITAPUA DO OESTE	MUNICIPAL	44.492,42
RO	110011	JARU	MUNICIPAL	190.296,40
RO	110012	JI-PARANA	MUNICIPAL	521.421,06
RO	110013	MACHADINHO D'OESTE	MUNICIPAL	41.390,03
RO	110120	MINISTRO ANDREAZZA	MUNICIPAL	44.316,78
RO	110130	MIRANTE DA SERRA	MUNICIPAL	49.336,98
RO	110140	MONTE NEGRO	MUNICIPAL	57.542,54
RO	110014	NOVA BRASILANDIA D'OESTE	MUNICIPAL	40.683,59
RO	110033	NOVA MAMORE	MUNICIPAL	39.362,47
RO	110143	NOVA UNIAO	MUNICIPAL	35.966,01
RO	110050	NOVO HORIZONTE DO OESTE	MUNICIPAL	47.556,54
RO	110015	OURO PRETO DO OESTE	MUNICIPAL	162.637,12
RO	110145	PARECIS	MUNICIPAL	29.960,69
RO	110018	PIMENTA BUENO	MUNICIPAL	143.462,44
RO	110146	PIMENTEIRAS DO OESTE	MUNICIPAL	16.238,24
RO	110020	PORTO VELHO	MUNICIPAL	1.131.473,86

RO	110025	PRESIDENTE MEDICI	MUNICIPAL	81.041,92
RO	110147	PRIMAVERA DE RONDONIA	MUNICIPAL	20.145,33
RO	110026	RIO CRESPO	MUNICIPAL	16.101,87
RO	110028	ROLIM DE MOURA	MUNICIPAL	150.364,00
RO	110029	SANTA LUZIA D'OESTE	MUNICIPAL	76.614,41
RO	110148	SAO FELIPE D'OESTE	MUNICIPAL	34.723,96
RO	110149	SAO FRANCISCO DO GUAPORE	MUNICIPAL	37.497,98
RO	110032	SAO MIGUEL DO GUAPORE	MUNICIPAL	95.767,43
RO	110150	SERINGUEIRAS	MUNICIPAL	66.224,43
RO	110155	TEIXEIROPOLIS	MUNICIPAL	21.002,70
RO	110160	THEOBROMA	MUNICIPAL	56.815,73
RO	110170	URUPA	MUNICIPAL	15.898,12
RO	110175	VALE DO ANARI	MUNICIPAL	40.441,75
RO	110180	VALE DO PARAISO	MUNICIPAL	45.871,27
RO	110030	VILHENA	MUNICIPAL	489.626,82
RR	140010	RORAIMA	ESTADUAL	6.790,28
RR	140005	ALTO ALEGRE	MUNICIPAL	96.492,40
RR	140002	AMAJARI	MUNICIPAL	59.509,12
RR	140010	BOA VISTA	MUNICIPAL	89.081,39
RR	140015	BONFIM	MUNICIPAL	49.789,69
RR	140017	CANTA	MUNICIPAL	130.675,83
RR	140020	CARACARAI	MUNICIPAL	86.844,22
RR	140023	CAROEBE	MUNICIPAL	34.831,66
RR	140028	IRACEMA	MUNICIPAL	84.399,19
RR	140030	MUCAJAI	MUNICIPAL	113.574,28
RR	140040	NORMANDIA	MUNICIPAL	48.962,31
RR	140045	PACARAIMA	MUNICIPAL	63.699,53
RR	140047	RORAINOPOLIS	MUNICIPAL	89.529,45
RR	140050	SAO JOAO DA BALIZA	MUNICIPAL	42.958,00
RR	140060	SAO LUIZ	MUNICIPAL	30.429,12
RR	140070	UIRAMUTA	MUNICIPAL	18.555,47
RS	431490	RIO GRANDE DO SUL	ESTADUAL	12.808.026,60
RS	430003	ACEGUA	MUNICIPAL	3.833,35
RS	430010	AGUDO	MUNICIPAL	5.152,99
RS	430030	ALECRIM	MUNICIPAL	7.898,77
RS	430040	ALEGRETE	MUNICIPAL	163.171,50
RS	430045	ALEGRIA	MUNICIPAL	3.571,98
RS	430047	ALMIRANTE TAMANDARE DO SUL	MUNICIPAL	615,09
RS	430050	ALPESTRE	MUNICIPAL	2.646,08
RS	430055	ALTO ALEGRE	MUNICIPAL	1.264,48
RS	430057	ALTO FELIZ	MUNICIPAL	1.465,52
RS	430060	ALVORADA	MUNICIPAL	6.353,83
RS	430063	AMARAL FERRADOR	MUNICIPAL	6.004,44
RS	430064	AMETISTA DO SUL	MUNICIPAL	8.201,88
RS	430070	ANTA GORDA	MUNICIPAL	17.852,48
RS	430080	ANTONIO PRADO	MUNICIPAL	34.681,31
RS	430085	ARAMBARE	MUNICIPAL	12.978,95
RS	430087	ARARICA	MUNICIPAL	16.283,16
RS	430090	ARATIBA	MUNICIPAL	147,78
RS	430100	ARROIO DO MEIO	MUNICIPAL	44.708,67
RS	430107	ARROIO DO PADRE	MUNICIPAL	11.433,60
RS	430105	ARROIO DO SAL	MUNICIPAL	5.831,16



RS	430120	ARROIO DO TIGRE	MUNICIPAL	20.589,20
RS	430110	ARROIO DOS RATOS	MUNICIPAL	14.228,63
RS	430130	ARROIO GRANDE	MUNICIPAL	40.109,72
RS	430140	ARVOREZINHA	MUNICIPAL	6.235,73
RS	430150	AUGUSTO PESTANA	MUNICIPAL	2.137,32
RS	430155	AUREA	MUNICIPAL	5.825,34
RS	430160	BAGE	MUNICIPAL	198.144,36
RS	430163	BALNEARIO PINHAL	MUNICIPAL	22.316,98
RS	430185	BARRA DO GUARITA	MUNICIPAL	1.203,10
RS	430187	BARRA DO QUARAI	MUNICIPAL	4.826,56
RS	430190	BARRA DO RIBEIRO	MUNICIPAL	32.565,35
RS	430195	BARRA FUNDA	MUNICIPAL	565,86
RS	430180	BARRACAO	MUNICIPAL	2.171,53
RS	430200	BARROS CASSAL	MUNICIPAL	17.385,26
RS	430210	BENTO GONCALVES	MUNICIPAL	662.189,26
RS	430215	BOA VISTA DAS MISSOES	MUNICIPAL	2.931,59
RS	430220	BOA VISTA DO BURICA	MUNICIPAL	4.134,34
RS	430223	BOA VISTA DO INCRA	MUNICIPAL	1.400,30
RS	430225	BOA VISTA DO SUL	MUNICIPAL	648,48
RS	430230	BOM JESUS	MUNICIPAL	41.339,67
RS	430235	BOM PRINCIPIO	MUNICIPAL	496,65
RS	430237	BOM PROGRESSO	MUNICIPAL	4.758,81
RS	430240	BOM RETIRO DO SUL	MUNICIPAL	27.993,44
RS	430245	BOQUEIRAO DO LEAO	MUNICIPAL	22.654,61
RS	430250	BOSSOROCA	MUNICIPAL	1.440,66
RS	430258	BOZANO	MUNICIPAL	98,71
RS	430260	BRAGA	MUNICIPAL	3.589,36
RS	430265	BROCHIER	MUNICIPAL	276,14
RS	430270	BUTIA	MUNICIPAL	46.693,01
RS	430280	CACAPAVA DO SUL	MUNICIPAL	6.202,80
RS	430290	CACEQUI	MUNICIPAL	14.318,22
RS	430300	CACHOEIRA DO SUL	MUNICIPAL	293.991,85
RS	430320	CACIQUE DOBLE	MUNICIPAL	3.120,89
RS	430330	CAIBATE	MUNICIPAL	3.777,57
RS	430340	CAICARA	MUNICIPAL	2.172,10
RS	430350	CAMAQUA	MUNICIPAL	110.528,04
RS	430355	CAMARGO	MUNICIPAL	993,72
RS	430360	CAMBARA DO SUL	MUNICIPAL	22.627,06
RS	430380	CAMPINAS DO SUL	MUNICIPAL	10.106,09
RS	430390	CAMPO BOM	MUNICIPAL	145.698,42
RS	430400	CAMPO NOVO	MUNICIPAL	3.370,78
RS	430410	CAMPOS BORGES	MUNICIPAL	6.456,12
RS	430420	CANDELARIA	MUNICIPAL	66.172,01
RS	430430	CANDIDO GODOI	MUNICIPAL	7.181,29
RS	430435	CANDIOTA	MUNICIPAL	16.835,78
RS	430440	CANELA	MUNICIPAL	28.476,90
RS	430450	CANGUCU	MUNICIPAL	10.692,14
RS	430460	CANOAS	MUNICIPAL	1.641.499,05
RS	430462	CAPAO BONITO DO SUL	MUNICIPAL	117,99
RS	430466	CAPAO DO LEAO	MUNICIPAL	17.207,04
RS	430467	CAPIVARI DO SUL	MUNICIPAL	483,84

RS	430471	CARAA	MUNICIPAL	124,52
RS	430470	CARAZINHO	MUNICIPAL	182.052,46
RS	430480	CARLOS BARBOSA	MUNICIPAL	102.705,30
RS	430485	CARLOS GOMES	MUNICIPAL	1.964,25
RS	430490	CASCA	MUNICIPAL	1.378,87
RS	430495	CASEIROS	MUNICIPAL	3.253,18
RS	430500	CATUIPE	MUNICIPAL	6.147,66
RS	430510	CAXIAS DO SUL	MUNICIPAL	1.635.764,97
RS	430511	CENTENARIO	MUNICIPAL	1.494,22
RS	430512	CERRITO	MUNICIPAL	6.040,00
RS	430513	CERRO BRANCO	MUNICIPAL	11.034,22
RS	430515	CERRO GRANDE	MUNICIPAL	3.550,08
RS	430517	CERRO GRANDE DO SUL	MUNICIPAL	6.728,54
RS	430520	CERRO LARGO	MUNICIPAL	6.813,69
RS	430530	CHAPADA	MUNICIPAL	3.590,23
RS	430535	CHARQUEADAS	MUNICIPAL	42.095,72
RS	430540	CHIAPETTA	MUNICIPAL	6.083,58
RS	430543	CHUI	MUNICIPAL	10.160,58
RS	430544	CHUVISCA	MUNICIPAL	7.367,17
RS	430545	CIDREIRA	MUNICIPAL	18.722,17
RS	430550	CIRIACO	MUNICIPAL	2.863,65
RS	430570	CONDOR	MUNICIPAL	3.773,65
RS	430580	CONSTANTINA	MUNICIPAL	6.486,32
RS	430585	COQUEIROS DO SUL	MUNICIPAL	4.108,56
RS	430590	CORONEL BICACO	MUNICIPAL	799,62
RS	430595	COTIPORA	MUNICIPAL	1.325,08
RS	430597	COXILHA	MUNICIPAL	166,07
RS	430600	CRISSIUMAL	MUNICIPAL	6.451,97
RS	430605	CRISTAL	MUNICIPAL	13.234,09
RS	430607	CRISTAL DO SUL	MUNICIPAL	2.010,14
RS	430610	CRUZ ALTA	MUNICIPAL	141.962,68
RS	430613	CRUZALTENSE	MUNICIPAL	222,99
RS	430620	CRUZEIRO DO SUL	MUNICIPAL	5.116,04
RS	430630	DAVID CANABARRO	MUNICIPAL	12.577,80
RS	430632	DERRUBADAS	MUNICIPAL	1.414,68
RS	430635	DEZESSEIS DE NOVEMBRO	MUNICIPAL	6.001,61
RS	430642	DOIS IRMAOS DAS MISSOES	MUNICIPAL	790,10
RS	430645	DOIS LAJEADOS	MUNICIPAL	32.315,35
RS	430650	DOM FELICIANO	MUNICIPAL	10.675,98
RS	430660	DOM PEDRITO	MUNICIPAL	40.824,49
RS	430655	DOM PEDRO DE ALCANTARA	MUNICIPAL	2.343,22
RS	430670	DONA FRANCISCA	MUNICIPAL	18.624,31
RS	430673	DOUTOR MAURICIO CARDOSO	MUNICIPAL	2.411,99
RS	430675	DOUTOR RICARDO	MUNICIPAL	2.222,66
RS	430676	ELDORADO DO SUL	MUNICIPAL	64.589,29
RS	430680	ENCANTADO	MUNICIPAL	108.176,87
RS	430692	ENGENHO VELHO	MUNICIPAL	559,16
RS	430695	ENTRE RIOS DO SUL	MUNICIPAL	5.310,78
RS	430693	ENTRE-IJUIS	MUNICIPAL	1.627,26
RS	430697	EREBANGO	MUNICIPAL	1.502,48
RS	430700	ERECHIM	MUNICIPAL	5.728,93
RS	430705	ERNESTINA	MUNICIPAL	7.588,14

RS	430730	ERVAL SECO	MUNICIPAL	3.446,17
RS	430740	ESMERALDA	MUNICIPAL	6.701,35
RS	430745	ESPERANCA DO SUL	MUNICIPAL	1.006,08
RS	430750	ESPUMOSO	MUNICIPAL	391,43
RS	430755	ESTACAO	MUNICIPAL	324,22
RS	430770	ESTEIO	MUNICIPAL	184.757,03
RS	430780	ESTRELA	MUNICIPAL	157.704,73
RS	430781	ESTRELA VELHA	MUNICIPAL	5,54
RS	430783	EUGENIO DE CASTRO	MUNICIPAL	408,93
RS	430790	FARROUPILHA	MUNICIPAL	330.981,14
RS	430800	FAXINAL DO SOTURNO	MUNICIPAL	753,90
RS	430805	FAXINALZINHO	MUNICIPAL	4.925,69
RS	430807	FAZENDA VILANOVA	MUNICIPAL	290,82
RS	430810	FELIZ	MUNICIPAL	41.924,67
RS	430820	FLORES DA CUNHA	MUNICIPAL	36.579,77
RS	430825	FLORIANO PEIXOTO	MUNICIPAL	1.257,80
RS	430830	FONTOURA XAVIER	MUNICIPAL	17.363,01
RS	430840	FORMIGUEIRO	MUNICIPAL	10.015,77
RS	430843	FORQUETINHA	MUNICIPAL	1.811,92
RS	430845	FORTALEZA DOS VALOS	MUNICIPAL	8.988,03
RS	430850	FREDERICO WESTPHALEN	MUNICIPAL	27.737,31
RS	430860	GARIBALDI	MUNICIPAL	176.436,68
RS	430865	GARRUCHOS	MUNICIPAL	5.101,15
RS	430870	GAURAMA	MUNICIPAL	572,60
RS	430880	GENERAL CAMARA	MUNICIPAL	15.877,97
RS	430890	GETULIO VARGAS	MUNICIPAL	11.627,39
RS	430900	GIRUA	MUNICIPAL	36.466,93
RS	430905	GLORINHA	MUNICIPAL	319,83
RS	430910	GRAMADO	MUNICIPAL	28.404,11
RS	430920	GRAVATAI	MUNICIPAL	62.313,42
RS	430925	GUABIJU	MUNICIPAL	6.698,26
RS	430930	GUAIBA	MUNICIPAL	3.751,80
RS	430940	GUAPORE	MUNICIPAL	90.446,00
RS	430950	GUARANI DAS MISSOES	MUNICIPAL	3.673,20
RS	430955	HARMONIA	MUNICIPAL	387,04
RS	430710	HERVAL	MUNICIPAL	5.603,94
RS	430957	HERVEIRAS	MUNICIPAL	4.183,65
RS	430960	HORIZONTINA	MUNICIPAL	2.952,25
RS	430965	HULHA NEGRA	MUNICIPAL	8.924,98
RS	430970	HUMAITA	MUNICIPAL	6.646,08
RS	430980	IBIACA	MUNICIPAL	1.537,29
RS	430990	IBIRAIARAS	MUNICIPAL	2.494,94
RS	430995	IBIRAPUITA	MUNICIPAL	2.872,99
RS	431010	IGREJINHA	MUNICIPAL	15.570,13
RS	431020	IJUI	MUNICIPAL	7.014,28
RS	431030	ILOPOLIS	MUNICIPAL	16.281,48
RS	431033	IMBE	MUNICIPAL	30.154,94
RS	431036	IMIGRANTE	MUNICIPAL	319,67
RS	431040	INDEPENDENCIA	MUNICIPAL	4.400,84
RS	431041	INHACORA	MUNICIPAL	2.404,55
RS	431043	IPE	MUNICIPAL	348,17
RS	431046	IPIRANGA DO SUL	MUNICIPAL	2.515,25

RS	431050	IRAI	MUNICIPAL	6.536,72
RS	431055	ITACURUBI	MUNICIPAL	1.636,56
RS	431057	ITAPUCA	MUNICIPAL	169,74
RS	431060	ITAQUI	MUNICIPAL	11.824,54
RS	431065	ITATI	MUNICIPAL	6.603,14
RS	431070	ITATIBA DO SUL	MUNICIPAL	10.976,88
RS	431075	IVORA	MUNICIPAL	976,23
RS	431085	JABOTICABA	MUNICIPAL	6.225,31
RS	431087	JACUIZINHO	MUNICIPAL	6.423,95
RS	431090	JACUTINGA	MUNICIPAL	160,04
RS	431100	JAGUARAO	MUNICIPAL	13.976,63
RS	431112	JAQUIRANA	MUNICIPAL	930,78
RS	431113	JARI	MUNICIPAL	2.890,93
RS	431115	JOIA	MUNICIPAL	18.728,39
RS	431120	JULIO DE CASTILHOS	MUNICIPAL	115,78
RS	431123	LAGOA BONITA DO SUL	MUNICIPAL	574,55
RS	431127	LAGOA DOS TRES CANTOS	MUNICIPAL	980,99
RS	431130	LAGOA VERMELHA	MUNICIPAL	9.290,83
RS	431125	LAGOAO	MUNICIPAL	4.375,84
RS	431140	LAJEADO	MUNICIPAL	96.533,90
RS	431142	LAJEADO DO BUGRE	MUNICIPAL	13.744,81
RS	431150	LAVRAS DO SUL	MUNICIPAL	24.104,60
RS	431160	LIBERATO SALZANO	MUNICIPAL	2.106,31
RS	431162	LINDOLFO COLLOR	MUNICIPAL	11.945,23
RS	431171	MACAMBARA	MUNICIPAL	6.839,93
RS	431170	MACHADINHO	MUNICIPAL	11.818,51
RS	431173	MAMPITUBA	MUNICIPAL	3.147,28
RS	431175	MANOEL VIANA	MUNICIPAL	10.019,68
RS	431177	MAQUINE	MUNICIPAL	17.773,93
RS	431190	MARCELINO RAMOS	MUNICIPAL	5.445,18
RS	431198	MARIANA PIMENTEL	MUNICIPAL	13.187,02
RS	431200	MARIANO MORO	MUNICIPAL	4.012,19
RS	431205	MARQUES DE SOUZA	MUNICIPAL	24.741,50
RS	431210	MATA	MUNICIPAL	261,38
RS	431213	MATO CASTELHANO	MUNICIPAL	978,56
RS	431217	MATO QUEIMADO	MUNICIPAL	2.770,77
RS	431225	MINAS DO LEAO	MUNICIPAL	21.546,79
RS	431235	MONTAURI	MUNICIPAL	450,57
RS	431237	MONTE ALEGRE DOS CAMPOS	MUNICIPAL	2.590,46
RS	431238	MONTE BELO DO SUL	MUNICIPAL	663,28
RS	431240	MONTENEGRO	MUNICIPAL	14.651,92
RS	431242	MORMACO	MUNICIPAL	112,14
RS	431244	MORRINHOS DO SUL	MUNICIPAL	833,40
RS	431247	MORRO REUTER	MUNICIPAL	317,74
RS	431250	MOSTARDAS	MUNICIPAL	1.166,04
RS	431260	MUCUM	MUNICIPAL	23.900,12
RS	431261	MUITOS CAPOES	MUNICIPAL	626,25
RS	431262	MULITERNO	MUNICIPAL	631,28
RS	431270	NONOAI	MUNICIPAL	9.187,86
RS	431275	NOVA ALVORADA	MUNICIPAL	4.557,76
RS	431280	NOVA ARACA	MUNICIPAL	2.569,47
RS	431290	NOVA BASSANO	MUNICIPAL	21.799,65



RS	431295	NOVA BOA VISTA	MUNICIPAL	2.082,35
RS	431300	NOVA BRESCIA	MUNICIPAL	10.466,20
RS	431301	NOVA CANDELARIA	MUNICIPAL	886,70
RS	431303	NOVA ESPERANCA DO SUL	MUNICIPAL	3.562,82
RS	431306	NOVA HARTZ	MUNICIPAL	110,08
RS	431310	NOVA PALMA	MUNICIPAL	410,16
RS	431320	NOVA PETROPOLIS	MUNICIPAL	42.747,93
RS	431330	NOVA PRATA	MUNICIPAL	99.932,06
RS	431333	NOVA RAMADA	MUNICIPAL	1.623,51
RS	431335	NOVA ROMA DO SUL	MUNICIPAL	72,15
RS	431337	NOVA SANTA RITA	MUNICIPAL	24.427,29
RS	431349	NOVO BARREIRO	MUNICIPAL	10.345,90
RS	431339	NOVO CABRAIS	MUNICIPAL	2.530,29
RS	431340	NOVO HAMBURGO	MUNICIPAL	1.105.023,28
RS	431342	NOVO MACHADO	MUNICIPAL	404,91
RS	431344	NOVO TIRADENTES	MUNICIPAL	3.666,55
RS	431346	NOVO XINGU	MUNICIPAL	327,41
RS	431350	OSORIO	MUNICIPAL	45.517,28

RS	431360	PAIM FILHO	MUNICIPAL	2.195,67
RS	431365	PALMARES DO SUL	MUNICIPAL	2.694,28
RS	431390	PANAMBI	MUNICIPAL	40.981,83
RS	431395	PANTANO GRANDE	MUNICIPAL	8.569,79
RS	431400	PARAI	MUNICIPAL	11.493,58
RS	431402	PARAISO DO SUL	MUNICIPAL	3.713,86
RS	431405	PAROBE	MUNICIPAL	30.069,58
RS	431406	PASSA SETE	MUNICIPAL	1.268,64
RS	431407	PASSO DO SOBRADO	MUNICIPAL	3.489,94
RS	431410	PASSO FUNDO	MUNICIPAL	18.070,84
RS	431415	PAVERAMA	MUNICIPAL	5.478,70
RS	431417	PEDRAS ALTAS	MUNICIPAL	2.781,46
RS	431420	PEDRO OSORIO	MUNICIPAL	7.942,06
RS	431430	PEJUCARA	MUNICIPAL	2.003,98
RS	431440	PELOTAS	MUNICIPAL	2.333.484,61
RS	431442	PICADA CAFE	MUNICIPAL	976,92
RS	431445	PINHAL	MUNICIPAL	296,08
RS	431446	PINHAL DA SERRA	MUNICIPAL	2.373,35
RS	431447	PINHAL GRANDE	MUNICIPAL	6.274,24
RS	431449	PINHEIRINHO DO VALE	MUNICIPAL	7.332,27
RS	431450	PINHEIRO MACHADO	MUNICIPAL	8.304,56
RS	431454	PINTO BANDEIRA	MUNICIPAL	1.041,08
RS	431455	PIRAPO	MUNICIPAL	4.510,77
RS	431460	PIRATINI	MUNICIPAL	3.037,56
RS	431470	PLANALTO	MUNICIPAL	15.423,83
RS	431477	PONTAO	MUNICIPAL	12.003,38
RS	431478	PONTE PRETA	MUNICIPAL	596,18
RS	431480	PORTAO	MUNICIPAL	80,43
RS	431490	PORTO ALEGRE	MUNICIPAL	1.450.990,04
RS	431500	PORTO LUCENA	MUNICIPAL	639,14
RS	431510	PORTO XAVIER	MUNICIPAL	7.829,22
RS	431513	POUSO NOVO	MUNICIPAL	2.271,60
RS	431515	PROGRESSO	MUNICIPAL	14.513,34



RS	431517	PROTASIO ALVES	MUNICIPAL	216,38
RS	431520	PUTINGA	MUNICIPAL	9.803,78
RS	431530	QUARAI	MUNICIPAL	161.325,40
RS	431531	QUATRO IRMAOS	MUNICIPAL	1.554,40
RS	431532	QUEVEDOS	MUNICIPAL	1.574,26
RS	431540	REDENTORA	MUNICIPAL	402,12
RS	431545	RELVADO	MUNICIPAL	248,19
RS	431550	RESTINGA SECA	MUNICIPAL	24.481,08
RS	431555	RIO DOS INDIOS	MUNICIPAL	2.136,16
RS	431560	RIO GRANDE	MUNICIPAL	396.154,82
RS	431570	RIO PARDO	MUNICIPAL	16.510,56
RS	431575	RIOZINHO	MUNICIPAL	3.804,22
RS	431580	ROCA SALES	MUNICIPAL	27.325,68
RS	431590	RODEIO BONITO	MUNICIPAL	18.630,10
RS	431595	ROLADOR	MUNICIPAL	649,59
RS	431600	ROLANTE	MUNICIPAL	10.514,97
RS	431610	RONDA ALTA	MUNICIPAL	6.096,39
RS	431630	ROQUE GONZALES	MUNICIPAL	3.912,87
RS	431640	ROSARIO DO SUL	MUNICIPAL	4.795,39
RS	431642	SAGRADA FAMILIA	MUNICIPAL	4.317,38
RS	431643	SALDANHA MARINHO	MUNICIPAL	9.772,90
RS	431645	SALTO DO JACUI	MUNICIPAL	9.886,77
RS	431647	SALVADOR DAS MISSOES	MUNICIPAL	1.340,19
RS	431650	SALVADOR DO SUL	MUNICIPAL	3.179,61
RS	431660	SANANDUVA	MUNICIPAL	452,32
RS	431670	SANTA BARBARA DO SUL	MUNICIPAL	3.476,69
RS	431673	SANTA CECILIA DO SUL	MUNICIPAL	2.198,68
RS	431675	SANTA CLARA DO SUL	MUNICIPAL	741,02
RS	431680	SANTA CRUZ DO SUL	MUNICIPAL	227.674,22
RS	431697	SANTA MARGARIDA DO SUL	MUNICIPAL	1.953,36
RS	431690	SANTA MARIA	MUNICIPAL	159.379,54
RS	431695	SANTA MARIA DO HERVAL	MUNICIPAL	1.809,82
RS	431720	SANTA ROSA	MUNICIPAL	298.010,67
RS	431730	SANTA VITORIA DO PALMAR	MUNICIPAL	51.711,08
RS	431700	SANTANA DA BOA VISTA	MUNICIPAL	4.975,39
RS	431710	SANT'ANA DO LIVRAMENTO	MUNICIPAL	188.219,40
RS	431740	SANTIAGO	MUNICIPAL	21.603,50
RS	431750	SANTO ANGELO	MUNICIPAL	20.895,20
RS	431760	SANTO ANTONIO DA PATRULHA	MUNICIPAL	2.648,12
RS	431770	SANTO ANTONIO DAS MISSOES	MUNICIPAL	5.838,63
RS	431775	SANTO ANTONIO DO PLANALTO	MUNICIPAL	478,20
RS	431780	SANTO AUGUSTO	MUNICIPAL	4.797,85
RS	431790	SANTO CRISTO	MUNICIPAL	3.470,90
RS	431795	SANTO EXPEDITO DO SUL	MUNICIPAL	244,33
RS	431800	SAO BORJA	MUNICIPAL	189.112,36
RS	431805	SAO DOMINGOS DO SUL	MUNICIPAL	824,46
RS	431810	SAO FRANCISCO DE ASSIS	MUNICIPAL	18.731,67
RS	431820	SAO FRANCISCO DE PAULA	MUNICIPAL	16.949,04
RS	431830	SAO GABRIEL	MUNICIPAL	81.969,18
RS	431840	SAO JERONIMO	MUNICIPAL	17.241,50
RS	431842	SAO JOAO DA URTIGA	MUNICIPAL	1.443,92
RS	431845	SAO JOSE DAS MISSOES	MUNICIPAL	2.476,97



RS	431846	SAO JOSE DO HERVAL	MUNICIPAL	141,39
RS	431849	SAO JOSE DO INHACORA	MUNICIPAL	1.856,29
RS	431850	SAO JOSE DO NORTE	MUNICIPAL	92.050,36
RS	431860	SAO JOSE DO OURO	MUNICIPAL	2.551,04
RS	431861	SAO JOSE DO SUL	MUNICIPAL	673,17
RS	431862	SAO JOSE DOS AUSENTES	MUNICIPAL	5.947,87
RS	431880	SAO LOURENCO DO SUL	MUNICIPAL	58.569,13
RS	431890	SAO LUIZ GONZAGA	MUNICIPAL	14.147,09
RS	431900	SAO MARCOS	MUNICIPAL	35.640,08
RS	431910	SAO MARTINHO	MUNICIPAL	1.640,20
RS	431912	SAO MARTINHO DA SERRA	MUNICIPAL	635,67
RS	431920	SAO NICOLAU	MUNICIPAL	24.991,28
RS	431930	SAO PAULO DAS MISSOES	MUNICIPAL	575,16
RS	431936	SAO PEDRO DAS MISSOES	MUNICIPAL	7.449,98
RS	431940	SAO PEDRO DO SUL	MUNICIPAL	15.469,33
RS	431960	SAO SEPE	MUNICIPAL	13.889,93
RS	431970	SAO VALENTIM	MUNICIPAL	8.139,78
RS	431975	SAO VENDELINO	MUNICIPAL	543,82
RS	431980	SAO VICENTE DO SUL	MUNICIPAL	1.373,46
RS	431990	SAPIRANGA	MUNICIPAL	43.932,27
RS	432000	SAPUCAIA DO SUL	MUNICIPAL	217.496,27
RS	432010	SARANDI	MUNICIPAL	17.037,17
RS	432020	SEBERI	MUNICIPAL	6.214,59
RS	432026	SEGREDO	MUNICIPAL	1.563,72
RS	432030	SELBACH	MUNICIPAL	2.513,10
RS	432035	SENTINELA DO SUL	MUNICIPAL	19.038,91
RS	432040	SERAFINA CORREA	MUNICIPAL	28.297,33
RS	432045	SERIO	MUNICIPAL	8.525,53
RS	432050	SERTAO	MUNICIPAL	5.665,98
RS	432055	SERTAO SANTANA	MUNICIPAL	16.089,45
RS	432057	SETE DE SETEMBRO	MUNICIPAL	89,72

RS	432060	SEVERIANO DE ALMEIDA	MUNICIPAL	922,98
RS	432065	SILVEIRA MARTINS	MUNICIPAL	188,44
RS	432067	SINIMBU	MUNICIPAL	15.789,63
RS	432070	SOBRADINHO	MUNICIPAL	11.449,36
RS	432080	SOLEDADE	MUNICIPAL	41.143,76
RS	432090	TAPEJARA	MUNICIPAL	11.680,73
RS	432100	TAPERA	MUNICIPAL	4.016,76
RS	432110	TAPES	MUNICIPAL	7.986,00
RS	432120	TAQUARA	MUNICIPAL	23.362,38
RS	432130	TAQUARI	MUNICIPAL	75.445,26
RS	432132	TAQUARUCU DO SUL	MUNICIPAL	9.877,19
RS	432135	TAVARES	MUNICIPAL	4.797,35
RS	432140	TENENTE PORTELA	MUNICIPAL	4.373,50
RS	432143	TERRA DE AREIA	MUNICIPAL	7.219,29
RS	432145	TEUTONIA	MUNICIPAL	79.737,71
RS	432146	TIO HUGO	MUNICIPAL	1.780,44
RS	432147	TIRADENTES DO SUL	MUNICIPAL	548,36
RS	432150	TORRES	MUNICIPAL	35,19
RS	432160	TRAMANDAI	MUNICIPAL	101.637,64
RS	432162	TRAVESSEIRO	MUNICIPAL	600,09

RS	432163	TRES ARROIOS	MUNICIPAL	12.139,52
RS	432166	TRES CACHOEIRAS	MUNICIPAL	14.744,65
RS	432180	TRES DE MAIO	MUNICIPAL	2.952,25
RS	432183	TRES FORQUILHAS	MUNICIPAL	3.988,00
RS	432185	TRES PALMEIRAS	MUNICIPAL	10.485,76
RS	432190	TRES PASSOS	MUNICIPAL	3.096,16
RS	432195	TRINDADE DO SUL	MUNICIPAL	15.224,91
RS	432200	TRIUNFO	MUNICIPAL	820,72
RS	432210	TUCUNDUVA	MUNICIPAL	4.132,85
RS	432215	TUNAS	MUNICIPAL	6.206,83
RS	432220	TUPANCIRETA	MUNICIPAL	11.790,85
RS	432225	TUPANDI	MUNICIPAL	1.052,94
RS	432230	TUPARENDI	MUNICIPAL	4.732,32
RS	432232	TURUCU	MUNICIPAL	5.054,26
RS	432235	UNIAO DA SERRA	MUNICIPAL	2.070,04
RS	432237	UNISTALDA	MUNICIPAL	6.847,82
RS	432240	URUGUAIANA	MUNICIPAL	202.648,62
RS	432250	VACARIA	MUNICIPAL	273.452,07
RS	432254	VALE REAL	MUNICIPAL	1.772,31
RS	432252	VALE VERDE	MUNICIPAL	329,10
RS	432255	VANINI	MUNICIPAL	488,20
RS	432260	VENANCIO AIRES	MUNICIPAL	86.386,81
RS	432280	VERANOPOLIS	MUNICIPAL	102.022,68
RS	432290	VIADUTOS	MUNICIPAL	2.488,86
RS	432300	VIAMAO	MUNICIPAL	85.727,77
RS	432310	VICENTE DUTRA	MUNICIPAL	4.825,85
RS	432320	VICTOR GRAEFF	MUNICIPAL	1.994,70
RS	432340	VILA MARIA	MUNICIPAL	3.445,38
RS	432345	VILA NOVA DO SUL	MUNICIPAL	4.087,02
RS	432350	VISTA ALEGRE	MUNICIPAL	2.776,95
RS	432360	VISTA ALEGRE DO PRATA	MUNICIPAL	899,34
RS	432375	VITORIA DAS MISSOES	MUNICIPAL	1.415,50
RS	432377	WESTFALIA	MUNICIPAL	354,01

SC	420540	SANTA CATARINA	ESTADUAL	7.784.122,11
SC	420005	ABDON BATISTA	MUNICIPAL	2.183,20
SC	420020	AGROLANDIA	MUNICIPAL	11.069,25
SC	420030	AGRONOMICA	MUNICIPAL	1.506,55
SC	420055	AGUAS FRIAS	MUNICIPAL	360,73
SC	420070	ALFREDO WAGNER	MUNICIPAL	19.112,86
SC	420080	ANCHIETA	MUNICIPAL	609,56
SC	420090	ANGELINA	MUNICIPAL	934,68
SC	420100	ANITA GARIBALDI	MUNICIPAL	5.087,64
SC	420110	ANITAPOLIS	MUNICIPAL	6.916,72
SC	420120	ANTONIO CARLOS	MUNICIPAL	8.452,26
SC	420125	APIUNA	MUNICIPAL	9.246,44
SC	420130	ARAQUARI	MUNICIPAL	9.861,31
SC	420140	ARARANGUA	MUNICIPAL	52.384,52
SC	420150	ARMAZEM	MUNICIPAL	6.114,35
SC	420170	ASCURRA	MUNICIPAL	5.813,81
SC	420195	BALNEARIO ARROIO DO SILVA	MUNICIPAL	26.132,10



SC	420205	BALNEARIO BARRA DO SUL	MUNICIPAL	22.918,13
SC	420200	BALNEARIO CAMBORIU	MUNICIPAL	70.995,54
SC	420207	BALNEARIO GAIVOTA	MUNICIPAL	38.607,37
SC	422000	BALNEARIO RINCAO	MUNICIPAL	7.168,45
SC	420213	BELA VISTA DO TOLDO	MUNICIPAL	28.676,93
SC	420230	BIGUACU	MUNICIPAL	220.894,05
SC	420240	BLUMENAU	MUNICIPAL	755.107,88
SC	420250	BOM JARDIM DA SERRA	MUNICIPAL	15.674,82
SC	420257	BOM JESUS DO OESTE	MUNICIPAL	250,41
SC	420260	BOM RETIRO	MUNICIPAL	15.993,36
SC	420245	BOMBINHAS	MUNICIPAL	2.979,54
SC	420270	BOTUVERA	MUNICIPAL	2.210,08
SC	420280	BRACO DO NORTE	MUNICIPAL	27.144,54
SC	420285	BRACO DO TROMBUDO	MUNICIPAL	4.245,00
SC	420287	BRUNOPOLIS	MUNICIPAL	387,38
SC	420290	BRUSQUE	MUNICIPAL	309.699,82
SC	420315	CALMON	MUNICIPAL	13.291,36
SC	420320	CAMBORIU	MUNICIPAL	42.226,89
SC	420340	CAMPO BELO DO SUL	MUNICIPAL	6.579,84
SC	420360	CAMPOS NOVOS	MUNICIPAL	8.323,42
SC	420370	CANELINHA	MUNICIPAL	13.619,46
SC	420380	CANOINHAS	MUNICIPAL	200.897,45
SC	420395	CAPIVARI DE BAIXO	MUNICIPAL	12.464,35
SC	420400	CATANDUVAS	MUNICIPAL	13.104,84
SC	420417	CERRO NEGRO	MUNICIPAL	5.638,35
SC	420420	CHAPECO	MUNICIPAL	37.146,06
SC	420425	COCAL DO SUL	MUNICIPAL	25.537,62
SC	420430	CONCORDIA	MUNICIPAL	208.130,58
SC	420450	CORUPA	MUNICIPAL	3.563,41
SC	420460	CRICIUMA	MUNICIPAL	69.393,49
SC	420480	CURITIBANOS	MUNICIPAL	8.618,97
SC	420490	DESCANSO	MUNICIPAL	3.081,20
SC	420500	DIONISIO CERQUEIRA	MUNICIPAL	52.778,51
SC	420510	DONA EMMA	MUNICIPAL	1.497,22
SC	420515	DOCTOR PEDRINHO	MUNICIPAL	2.207,12
SC	420519	ERMO	MUNICIPAL	4.829,07
SC	420520	ERVAL VELHO	MUNICIPAL	553,11
SC	420540	FLORIANOPOLIS	MUNICIPAL	41.312,72
SC	420545	FORQUILHINHA	MUNICIPAL	14.866,98
SC	420550	FRAIBURGO	MUNICIPAL	13.332,59
SC	420560	GALVAO	MUNICIPAL	99,55
SC	420570	GAROPABA	MUNICIPAL	7.743,17
SC	420580	GARUVA	MUNICIPAL	20.177,21
SC	420590	GASPAR	MUNICIPAL	135.145,52
SC	420600	GOVERNADOR CELSO RAMOS	MUNICIPAL	24.718,07
SC	420610	GRAO PARA	MUNICIPAL	3.238,07
SC	420620	GRAVATAL	MUNICIPAL	17.636,57
SC	420630	GUABIRUBA	MUNICIPAL	6.516,69
SC	420640	GUARACIABA	MUNICIPAL	4.547,30
SC	420650	GUARAMIRIM	MUNICIPAL	36.241,85
SC	420660	GUARUJA DO SUL	MUNICIPAL	5.129,55
SC	420670	HERVAL D'OESTE	MUNICIPAL	14.538,78

SC	420675	IBIAM	MUNICIPAL	47,73
SC	420690	IBIRAMA	MUNICIPAL	29.335,62
SC	420710	ILHOTA	MUNICIPAL	2.504,54
SC	420720	IMARUI	MUNICIPAL	17.393,90
SC	420730	IMBITUBA	MUNICIPAL	1.938,21
SC	420740	IMBUIA	MUNICIPAL	19.457,87
SC	420750	INDAIAL	MUNICIPAL	179.465,51
SC	420760	IPIRA	MUNICIPAL	1.934,30
SC	420765	IPORA DO OESTE	MUNICIPAL	485,44
SC	420768	IPUACU	MUNICIPAL	5,16
SC	420780	IRANI	MUNICIPAL	4.228,94
SC	420790	IRINEOPOLIS	MUNICIPAL	13.075,13
SC	420810	ITAIOPOLIS	MUNICIPAL	50.654,74
SC	420820	ITAJAI	MUNICIPAL	925.507,91
SC	420830	ITAPEMA	MUNICIPAL	41.705,27
SC	420845	ITAPOA	MUNICIPAL	29.263,48
SC	420850	ITUPORANGA	MUNICIPAL	25.762,81
SC	420860	JABORA	MUNICIPAL	10.944,92
SC	420870	JACINTO MACHADO	MUNICIPAL	8.137,23
SC	420890	JARAGUA DO SUL	MUNICIPAL	210.531,04
SC	420895	JARDINOPOLIS	MUNICIPAL	715,98
SC	420900	JOACABA	MUNICIPAL	16.694,41
SC	420910	JOINVILLE	MUNICIPAL	88.829,09
SC	420915	JOSE BOITEUX	MUNICIPAL	7.515,04
SC	420930	LAGES	MUNICIPAL	699.043,49
SC	420940	LAGUNA	MUNICIPAL	270.219,94
SC	420950	LAURENTINO	MUNICIPAL	4.710,40
SC	420960	LAURO MULLER	MUNICIPAL	49.411,70
SC	420970	LEBON REGIS	MUNICIPAL	8.526,24
SC	420980	LEOBERTO LEAL	MUNICIPAL	137,22
SC	420990	LONTRAS	MUNICIPAL	25.523,72
SC	421000	LUIZ ALVES	MUNICIPAL	57.423,76
SC	421003	LUZERNA	MUNICIPAL	1.614,23
SC	421010	MAFRA	MUNICIPAL	69.011,91
SC	421020	MAJOR GERCINO	MUNICIPAL	6.134,50
SC	421030	MAJOR VIEIRA	MUNICIPAL	28.050,03
SC	421040	MARACAJA	MUNICIPAL	963,82
SC	421050	MARAVILHA	MUNICIPAL	15.006,96
SC	421060	MASSARANDUBA	MUNICIPAL	16.130,71
SC	421070	MATOS COSTA	MUNICIPAL	3.477,71
SC	421080	MELEIRO	MUNICIPAL	9.333,27
SC	421085	MIRIM DOCE	MUNICIPAL	1.175,07
SC	421100	MONDAI	MUNICIPAL	5.223,00
SC	421105	MONTE CARLO	MUNICIPAL	30.555,38
SC	421110	MONTE CASTELO	MUNICIPAL	9.175,87
SC	421120	MORRO DA FUMACA	MUNICIPAL	4.053,84
SC	421130	NAVEGANTES	MUNICIPAL	97.626,20
SC	421140	NOVA ERECHIM	MUNICIPAL	385,21
SC	421150	NOVA TRENTO	MUNICIPAL	58.898,47
SC	421160	NOVA VENEZA	MUNICIPAL	29.242,59
SC	421170	ORLEANS	MUNICIPAL	54.700,25
SC	421180	OURO	MUNICIPAL	387,03

SC	421185	OURO VERDE	MUNICIPAL	2.329,80
SC	421187	PAIAL	MUNICIPAL	666,27
SC	421189	PAINEL	MUNICIPAL	5.075,08
SC	421190	PALHOCA	MUNICIPAL	76.118,76
SC	421210	PALMITOS	MUNICIPAL	8.074,40
SC	421220	PAPANDUVA	MUNICIPAL	23.058,73
SC	421225	PASSO DE TORRES	MUNICIPAL	635,96

SC	421227	PASSOS MAIA	MUNICIPAL	6.082,18
SC	421230	PAULO LOPES	MUNICIPAL	4.439,20
SC	421240	PEDRAS GRANDES	MUNICIPAL	4.109,83
SC	421265	PESCARIA BRAVA	MUNICIPAL	9.330,90
SC	421270	PETROLANDIA	MUNICIPAL	26.474,95
SC	421300	PINHEIRO PRETO	MUNICIPAL	286,72
SC	421310	PIRATUBA	MUNICIPAL	2.532,85
SC	421330	PONTE ALTA	MUNICIPAL	10.372,50
SC	421335	PONTE ALTA DO NORTE	MUNICIPAL	389,38
SC	421340	PONTE SERRADA	MUNICIPAL	159,83
SC	421360	PORTO UNIAO	MUNICIPAL	69.162,34
SC	421380	PRAIA GRANDE	MUNICIPAL	9.139,11
SC	421390	PRESIDENTE CASTELLO BRANCO	MUNICIPAL	207,82
SC	421400	PRESIDENTE GETULIO	MUNICIPAL	1.159,99
SC	421410	PRESIDENTE NEREU	MUNICIPAL	223,63
SC	421420	QUILOMBO	MUNICIPAL	26.390,21
SC	421430	RANCHO QUEIMADO	MUNICIPAL	3.444,85
SC	421450	RIO DO CAMPO	MUNICIPAL	8.558,60
SC	421460	RIO DO OESTE	MUNICIPAL	3.584,53
SC	421480	RIO DO SUL	MUNICIPAL	169.104,87
SC	421470	RIO DOS CEDROS	MUNICIPAL	2.336,64
SC	421490	RIO FORTUNA	MUNICIPAL	13.945,08
SC	421500	RIO NEGRINHO	MUNICIPAL	159.105,82
SC	421510	RODEIO	MUNICIPAL	11.736,42
SC	421520	ROMELANDIA	MUNICIPAL	3.866,87
SC	421535	SALTINHO	MUNICIPAL	555,04
SC	421550	SANTA CECILIA	MUNICIPAL	16.567,42
SC	421565	SANTA ROSA DO SUL	MUNICIPAL	19.046,03
SC	421567	SANTA TEREZINHA	MUNICIPAL	14.074,51
SC	421569	SANTIAGO DO SUL	MUNICIPAL	322,69
SC	421570	SANTO AMARO DA IMPERATRIZ	MUNICIPAL	122.973,63
SC	421580	SAO BENTO DO SUL	MUNICIPAL	184.716,65
SC	421575	SAO BERNARDINO	MUNICIPAL	2.195,61
SC	421590	SAO BONIFACIO	MUNICIPAL	12.105,35
SC	421600	SAO CARLOS	MUNICIPAL	942,45
SC	421605	SAO CRISTOVAO DO SUL	MUNICIPAL	2.252,65
SC	421610	SAO DOMINGOS	MUNICIPAL	13.101,30
SC	421620	SAO FRANCISCO DO SUL	MUNICIPAL	151.513,01
SC	421630	SAO JOAO BATISTA	MUNICIPAL	82.085,50
SC	421635	SAO JOAO DO ITAPERIU	MUNICIPAL	10.966,76
SC	421640	SAO JOAO DO SUL	MUNICIPAL	11.540,47
SC	421660	SAO JOSE	MUNICIPAL	26.421,96
SC	421670	SAO JOSE DO CEDRO	MUNICIPAL	9.297,68
SC	421680	SAO JOSE DO CERRITO	MUNICIPAL	17.152,89

SC	421700	SAO LUDGERO	MUNICIPAL	7.513,25
SC	421710	SAO MARTINHO	MUNICIPAL	10.673,89
SC	421720	SAO MIGUEL DO OESTE	MUNICIPAL	752,20
SC	421740	SCHROEDER	MUNICIPAL	3.197,43
SC	421750	SEARA	MUNICIPAL	27.176,11
SC	421755	SERRA ALTA	MUNICIPAL	252,38
SC	421760	SIDEROPOLIS	MUNICIPAL	22.271,10
SC	421780	TAIO	MUNICIPAL	7.098,00
SC	421790	TANGARA	MUNICIPAL	85,02
SC	421795	TIGRINHOS	MUNICIPAL	1.377,27
SC	421800	TIJUCAS	MUNICIPAL	20.068,98
SC	421810	TIMBE DO SUL	MUNICIPAL	9.079,06
SC	421820	TIMBO	MUNICIPAL	5.091,22
SC	421825	TIMBO GRANDE	MUNICIPAL	25.544,28
SC	421830	TRES BARRAS	MUNICIPAL	100.736,17
SC	421840	TREZE DE MAIO	MUNICIPAL	7.696,72
SC	421860	TROMBUDO CENTRAL	MUNICIPAL	4.605,09
SC	421870	TUBARAO	MUNICIPAL	520,45
SC	421875	TUNAPOLIS	MUNICIPAL	650,48
SC	421880	TURVO	MUNICIPAL	53.060,10
SC	421890	URUBICI	MUNICIPAL	17.532,64
SC	421900	URUSSANGA	MUNICIPAL	32.393,62
SC	421910	VARGEAO	MUNICIPAL	3.909,44
SC	421915	VARGEM	MUNICIPAL	921,29
SC	421917	VARGEM BONITA	MUNICIPAL	378,20
SC	421920	VIDAL RAMOS	MUNICIPAL	424,46
SC	421930	VIDEIRA	MUNICIPAL	13.573,77
SC	421935	VITOR MEIRELES	MUNICIPAL	14.184,28
SC	421940	WITMARSUM	MUNICIPAL	20.534,50
SC	421985	ZORTEA	MUNICIPAL	883,56
SE	280030	SERGIPE	ESTADUAL	4.840.965,51
SE	280010	AMPARO DE SAO FRANCISCO	MUNICIPAL	8.704,05
SE	280020	AQUIDABA	MUNICIPAL	75.522,60
SE	280030	ARACAJU	MUNICIPAL	1.468.528,86
SE	280040	ARAUA	MUNICIPAL	40.400,29
SE	280050	AREIA BRANCA	MUNICIPAL	44.372,27
SE	280060	BARRA DOS COQUEIROS	MUNICIPAL	11.633,09
SE	280067	BOQUIM	MUNICIPAL	43.331,90
SE	280070	BREJO GRANDE	MUNICIPAL	22.299,02
SE	280100	CAMPO DO BRITO	MUNICIPAL	42.356,99
SE	280110	CANHOPA	MUNICIPAL	16.078,57
SE	280120	CANINDE DE SAO FRANCISCO	MUNICIPAL	167.180,76
SE	280130	CAPELA	MUNICIPAL	88.911,75
SE	280140	CARIRA	MUNICIPAL	53.769,20
SE	280150	CARMOPOLIS	MUNICIPAL	69.182,18
SE	280160	CEDRO DE SAO JOAO	MUNICIPAL	45.349,40
SE	280170	CRISTINAPOLIS	MUNICIPAL	86.488,73
SE	280190	CUMBE	MUNICIPAL	9.067,49
SE	280200	DIVINA PASTORA	MUNICIPAL	22.745,54
SE	280210	ESTANCIA	MUNICIPAL	118.273,63
SE	280220	FEIRA NOVA	MUNICIPAL	16.925,09
SE	280230	FREI PAULO	MUNICIPAL	66.780,63



SE	280240	GARARU	MUNICIPAL	27.082,75
SE	280250	GENERAL MAYNARD	MUNICIPAL	17.778,18
SE	280260	GRACHO CARDOSO	MUNICIPAL	6.654,54
SE	280270	ILHA DAS FLORES	MUNICIPAL	15.767,95
SE	280280	INDIAROBA	MUNICIPAL	29.601,02
SE	280290	ITABAIANA	MUNICIPAL	552.473,32
SE	280300	ITABAIANINHA	MUNICIPAL	63.049,61
SE	280310	ITABI	MUNICIPAL	21.713,97
SE	280320	ITAPORANGA D'AJUDA	MUNICIPAL	145.928,01
SE	280330	JAPARATUBA	MUNICIPAL	68.265,63
SE	280340	JAPOATA	MUNICIPAL	20.215,73
SE	280350	LAGARTO	MUNICIPAL	386.028,97
SE	280360	LARANJEIRAS	MUNICIPAL	98.325,79
SE	280370	MACAMBIRA	MUNICIPAL	34.785,86
SE	280380	MALHADA DOS BOIS	MUNICIPAL	14.014,42
SE	280390	MALHADOR	MUNICIPAL	32.851,29
SE	280400	MARUIM	MUNICIPAL	48.046,91
SE	280410	MOITA BONITA	MUNICIPAL	10.658,89
SE	280420	MONTE ALEGRE DE SERGIPE	MUNICIPAL	61.275,33
SE	280430	MURIBECA	MUNICIPAL	23.223,66
SE	280440	NEOPOLIS	MUNICIPAL	58.039,12
SE	280445	NOSSA SENHORA APARECIDA	MUNICIPAL	19.795,94
SE	280450	NOSSA SENHORA DA GLORIA	MUNICIPAL	2.413,14
SE	280460	NOSSA SENHORA DAS DORES	MUNICIPAL	78.900,04
SE	280470	NOSSA SENHORA DE LOURDES	MUNICIPAL	15.985,55
SE	280480	NOSSA SENHORA DO SOCORRO	MUNICIPAL	310.744,80
SE	280490	PACATUBA	MUNICIPAL	17.999,64
SE	280500	PEDRA MOLE	MUNICIPAL	27.720,32
SE	280510	PEDRINHAS	MUNICIPAL	29.678,37
SE	280520	PINHAO	MUNICIPAL	17.675,61
SE	280530	PIRAMBU	MUNICIPAL	24.732,71
SE	280540	POCO REDONDO	MUNICIPAL	127.121,55

SE	280550	POCO VERDE	MUNICIPAL	50.925,64
SE	280560	PORTO DA FOLHA	MUNICIPAL	119.870,11
SE	280570	PROPRIA	MUNICIPAL	48.161,91
SE	280580	RIACHAO DO DANTAS	MUNICIPAL	118.107,71
SE	280590	RIACHUELO	MUNICIPAL	29.423,70
SE	280600	RIBEIROPOLIS	MUNICIPAL	11.846,63
SE	280610	ROSARIO DO CATETE	MUNICIPAL	75.880,25
SE	280620	SALGADO	MUNICIPAL	77.664,94
SE	280630	SANTA LUZIA DO ITANHY	MUNICIPAL	34.913,83
SE	280650	SANTA ROSA DE LIMA	MUNICIPAL	18.792,64
SE	280640	SANTANA DO SAO FRANCISCO	MUNICIPAL	26.053,10
SE	280660	SANTO AMARO DAS BROTAS	MUNICIPAL	44.435,94
SE	280670	SAO CRISTOVAO	MUNICIPAL	11.061,94
SE	280680	SAO DOMINGOS	MUNICIPAL	18.878,29
SE	280690	SAO FRANCISCO	MUNICIPAL	18.145,27
SE	280700	SAO MIGUEL DO ALEIXO	MUNICIPAL	10.020,99
SE	280710	SIMAO DIAS	MUNICIPAL	81.920,43
SE	280720	SIRIRI	MUNICIPAL	28.199,38
SE	280730	TELHA	MUNICIPAL	10.118,18



SE	280740	TOBIAS BARRETO	MUNICIPAL	69.804,74
SE	280750	TOMAR DO GERU	MUNICIPAL	39.853,82
SE	280760	UMBAUBA	MUNICIPAL	89.908,64
SP	355030	SÃO PAULO	ESTADUAL	22.187.265,04
SP	350010	ADAMANTINA	MUNICIPAL	121.630,44
SP	350020	ADOLFO	MUNICIPAL	37.022,80
SP	350030	AGUAI	MUNICIPAL	120.312,28
SP	350040	AGUAS DA PRATA	MUNICIPAL	67.557,10
SP	350050	AGUAS DE LINDOIA	MUNICIPAL	55.370,85
SP	350055	AGUAS DE SANTA BARBARA	MUNICIPAL	3.174,23
SP	350060	AGUAS DE SAO PEDRO	MUNICIPAL	44.939,63
SP	350070	AGUDOS	MUNICIPAL	72.656,12
SP	350075	ALAMBARI	MUNICIPAL	12.303,78
SP	350080	ALFREDO MARCONDES	MUNICIPAL	4.594,50
SP	350090	ALTAIR	MUNICIPAL	9.318,20
SP	350100	ALTINOPOLIS	MUNICIPAL	27.980,60
SP	350110	ALTO ALEGRE	MUNICIPAL	30.232,84
SP	350120	ALVARES FLORENCE	MUNICIPAL	22.596,09
SP	350130	ALVARES MACHADO	MUNICIPAL	61.058,28
SP	350140	ALVARO DE CARVALHO	MUNICIPAL	16.511,54
SP	350150	ALVINLANDIA	MUNICIPAL	8.405,02
SP	350160	AMERICANA	MUNICIPAL	6.734,80
SP	350170	AMERICO BRASILIENSE	MUNICIPAL	212.363,87
SP	350180	AMERICO DE CAMPOS	MUNICIPAL	14.036,74
SP	350190	AMPARO	MUNICIPAL	188.176,57
SP	350200	ANALANDIA	MUNICIPAL	10.801,65
SP	350210	ANDRADINA	MUNICIPAL	93.917,45
SP	350220	ANGATUBA	MUNICIPAL	79.263,81
SP	350230	ANHEMBI	MUNICIPAL	10.533,36
SP	350240	ANHUMAS	MUNICIPAL	4.762,20
SP	350250	APARECIDA	MUNICIPAL	18.568,23
SP	350260	APARECIDA D'OESTE	MUNICIPAL	7.942,68
SP	350270	APIAI	MUNICIPAL	151.661,17
SP	350275	ARACARIGUAMA	MUNICIPAL	58.905,70
SP	350280	ARACATUBA	MUNICIPAL	169.037,82
SP	350290	ARACOIABA DA SERRA	MUNICIPAL	12.406,01
SP	350300	ARAMINA	MUNICIPAL	8.453,13
SP	350310	ARANDU	MUNICIPAL	25.658,86
SP	350315	ARAPEI	MUNICIPAL	27.888,80
SP	350320	ARARAQUARA	MUNICIPAL	444.695,92
SP	350330	ARARAS	MUNICIPAL	208.586,60
SP	350335	ARCO-IRIS	MUNICIPAL	47,66
SP	350340	AREALVA	MUNICIPAL	35.395,84
SP	350350	AREIAS	MUNICIPAL	29.917,28
SP	350360	AREIOPOLIS	MUNICIPAL	29.813,07
SP	350370	ARIRANHA	MUNICIPAL	6.761,71
SP	350380	ARTUR NOGUEIRA	MUNICIPAL	11.076,61
SP	350390	ARUJA	MUNICIPAL	91.081,85
SP	350395	ASPASIA	MUNICIPAL	5.451,95
SP	350400	ASSIS	MUNICIPAL	285.818,51
SP	350410	ATIBAIA	MUNICIPAL	94.018,57
SP	350420	AURIFLAMA	MUNICIPAL	41.913,51



SP	350430	AVAI	MUNICIPAL	8.897,25
SP	350440	AVANHANDAVA	MUNICIPAL	24.031,89
SP	350450	AVARE	MUNICIPAL	184.826,87
SP	350460	BADY BASSITT	MUNICIPAL	17.612,70
SP	350470	BALBINOS	MUNICIPAL	9.803,91
SP	350480	BALSAMO	MUNICIPAL	32.753,03
SP	350490	BANANAL	MUNICIPAL	75.065,43
SP	350500	BARAO DE ANTONINA	MUNICIPAL	1.670,12
SP	350510	BARBOSA	MUNICIPAL	4.604,24
SP	350520	BARIRI	MUNICIPAL	74.056,73
SP	350530	BARRA BONITA	MUNICIPAL	85.150,59
SP	350535	BARRA DO CHAPEU	MUNICIPAL	22.471,97
SP	350540	BARRA DO TURVO	MUNICIPAL	12.410,40
SP	350550	BARRETOS	MUNICIPAL	467.350,80
SP	350560	BARRINHA	MUNICIPAL	36.977,15
SP	350570	BARUERI	MUNICIPAL	47.349,65
SP	350580	BASTOS	MUNICIPAL	26.192,52
SP	350590	BATATAIS	MUNICIPAL	153.302,94
SP	350600	BAURU	MUNICIPAL	44.903,93
SP	350610	BEBEDOURO	MUNICIPAL	241.235,92
SP	350630	BERNARDINO DE CAMPOS	MUNICIPAL	48.980,85
SP	350635	BERTIOGA	MUNICIPAL	45.179,98
SP	350640	BILAC	MUNICIPAL	14.779,76
SP	350650	BIRIGUI	MUNICIPAL	213.059,96
SP	350660	BIRITIBA-MIRIM	MUNICIPAL	1.368,04
SP	350670	BOA ESPERANCA DO SUL	MUNICIPAL	30.991,85
SP	350680	BOCAINA	MUNICIPAL	19.084,93
SP	350690	BOFETE	MUNICIPAL	62.262,64
SP	350700	BOITUVA	MUNICIPAL	52.336,35
SP	350715	BOM SUCESSO DE ITARARE	MUNICIPAL	17.209,95
SP	350720	BORA	MUNICIPAL	8.344,28
SP	350730	BORACEIA	MUNICIPAL	3.080,98
SP	350740	BORBOREMA	MUNICIPAL	20.241,71
SP	350745	BOREBI	MUNICIPAL	9.787,01
SP	350750	BOTUCATU	MUNICIPAL	127.367,82
SP	350760	BRAGANCA PAULISTA	MUNICIPAL	204.364,49
SP	350770	BRAUNA	MUNICIPAL	8.886,77
SP	350775	BREJO ALEGRE	MUNICIPAL	588,92
SP	350780	BRODOWSKI	MUNICIPAL	70.368,66
SP	350790	BROTAS	MUNICIPAL	74.442,17
SP	350800	BURI	MUNICIPAL	33.393,37
SP	350810	BURITAMA	MUNICIPAL	12.543,57
SP	350820	BURITIZAL	MUNICIPAL	2.464,95
SP	350830	CABRALIA PAULISTA	MUNICIPAL	12.533,72
SP	350840	CABREUVA	MUNICIPAL	37.839,05
SP	350850	CACAPAVA	MUNICIPAL	81.978,04
SP	350860	CACHOEIRA PAULISTA	MUNICIPAL	126.821,91
SP	350870	CACONDE	MUNICIPAL	13.028,97
SP	350880	CAFELANDIA	MUNICIPAL	19.440,36
SP	350900	CAIEIRAS	MUNICIPAL	37.883,67
SP	350910	CAIUA	MUNICIPAL	1.868,00
SP	350920	CAJAMAR	MUNICIPAL	46.110,56

SP	350925	CAJATI	MUNICIPAL	71.378,25
SP	350930	CAJOBI	MUNICIPAL	75.932,45
SP	350940	CAJURU	MUNICIPAL	71.786,75
SP	350945	CAMPINA DO MONTE ALEGRE	MUNICIPAL	3.540,90
SP	350950	CAMPINAS	MUNICIPAL	386.590,65

SP	350960	CAMPO LIMPO PAULISTA	MUNICIPAL	12.389,23
SP	350970	CAMPOS DO JORDAO	MUNICIPAL	206.850,42
SP	350980	CAMPOS NOVOS PAULISTA	MUNICIPAL	20.607,75
SP	350990	CANANEIA	MUNICIPAL	22.497,16
SP	350995	CANAS	MUNICIPAL	15.683,64
SP	351010	CANDIDO RODRIGUES	MUNICIPAL	20.015,73
SP	351015	CANITAR	MUNICIPAL	2.204,96
SP	351020	CAPAO BONITO	MUNICIPAL	78.992,83
SP	351030	CAPELA DO ALTO	MUNICIPAL	34.738,29
SP	351040	CAPIVARI	MUNICIPAL	36.419,44
SP	351050	CARAGUATATUBA	MUNICIPAL	281.672,03
SP	351060	CARAPICUIBA	MUNICIPAL	341.512,61
SP	351070	CARDOSO	MUNICIPAL	5.172,18
SP	351080	CASA BRANCA	MUNICIPAL	71.594,12
SP	351090	CASSIA DOS COQUEIROS	MUNICIPAL	26.324,43
SP	351100	CASTILHO	MUNICIPAL	35.664,94
SP	351110	CATANDUVA	MUNICIPAL	152.170,69
SP	351120	CATIGUA	MUNICIPAL	5.608,29
SP	351130	CEDRAL	MUNICIPAL	2.085,26
SP	351140	CERQUEIRA CESAR	MUNICIPAL	29.688,21
SP	351150	CERQUILHO	MUNICIPAL	52.540,59
SP	351160	CESARIO LANGE	MUNICIPAL	32.866,51
SP	351170	CHARQUEADA	MUNICIPAL	30.021,62
SP	355720	CHAVANTES	MUNICIPAL	186,04
SP	351190	CLEMENTINA	MUNICIPAL	6.433,15
SP	351200	COLINA	MUNICIPAL	119.625,54
SP	351210	COLOMBIA	MUNICIPAL	45.216,78
SP	351220	CONCHAL	MUNICIPAL	64.781,67
SP	351230	CONCHAS	MUNICIPAL	37.214,22
SP	351240	CORDEIROPOLIS	MUNICIPAL	5.312,28
SP	351250	COROADOS	MUNICIPAL	8.859,87
SP	351270	CORUMBATAI	MUNICIPAL	1.073,92
SP	351280	COSMOPOLIS	MUNICIPAL	33.641,11
SP	351290	COSMORAMA	MUNICIPAL	18.209,94
SP	351300	COTIA	MUNICIPAL	288.384,49
SP	351310	CRAVINHOS	MUNICIPAL	125.255,76
SP	351320	CRISTAIS PAULISTA	MUNICIPAL	6.751,25
SP	351330	CRUZALIA	MUNICIPAL	12.799,21
SP	351340	CRUZEIRO	MUNICIPAL	383.783,53
SP	351350	CUBATAO	MUNICIPAL	27.214,66
SP	351360	CUNHA	MUNICIPAL	33.399,47
SP	351370	DESCALVADO	MUNICIPAL	76.648,90
SP	351385	DIRCE REIS	MUNICIPAL	1.031,34
SP	351390	DIVINOLANDIA	MUNICIPAL	5.600,47
SP	351400	DOBRADA	MUNICIPAL	10.620,64
SP	351410	DOIS CORREGOS	MUNICIPAL	70.808,31



SP	351420	DOLCINOPOLIS	MUNICIPAL	5.507,61
SP	351430	DOURADO	MUNICIPAL	31.631,38
SP	351440	DRACENA	MUNICIPAL	182.446,07
SP	351450	DUARTINA	MUNICIPAL	48.354,71
SP	351460	DUMONT	MUNICIPAL	6.064,22
SP	351470	ECHAPORA	MUNICIPAL	6.342,70
SP	351480	ELDORADO	MUNICIPAL	31.358,63
SP	351490	ELIAS FAUSTO	MUNICIPAL	77.430,59
SP	351492	ELISIARIO	MUNICIPAL	2.534,18
SP	351495	EMBAUBA	MUNICIPAL	10.104,89
SP	351500	EMBU DAS ARTES	MUNICIPAL	4.187,15
SP	351510	EMBU-GUACU	MUNICIPAL	13.232,85
SP	351512	EMILIANOPOLIS	MUNICIPAL	1.106,75
SP	351515	ENGENHEIRO COELHO	MUNICIPAL	10.406,07
SP	351518	ESPIRITO SANTO DO PINHAL	MUNICIPAL	55.377,24
SP	355730	ESTIVA GERBI	MUNICIPAL	55.630,36
SP	351530	ESTRELA DO NORTE	MUNICIPAL	14.067,82
SP	351520	ESTRELA D'OESTE	MUNICIPAL	54.745,30
SP	351535	EUCLIDES DA CUNHA PAULISTA	MUNICIPAL	42.451,54
SP	351540	FATURA	MUNICIPAL	29.892,83
SP	351560	FERNANDO PRESTES	MUNICIPAL	4.674,06
SP	351550	FERNANDOPOLIS	MUNICIPAL	57.403,07
SP	351565	FERNAO	MUNICIPAL	2.516,36
SP	351570	FERRAZ DE VASCONCELOS	MUNICIPAL	111.680,22
SP	351600	FLORIDA PAULISTA	MUNICIPAL	5.407,35
SP	351610	FLORINIA	MUNICIPAL	18.926,31
SP	351620	FRANCA	MUNICIPAL	322.345,30
SP	351630	FRANCISCO MORATO	MUNICIPAL	48.493,98
SP	351640	FRANCO DA ROCHA	MUNICIPAL	13.411,83
SP	351650	GABRIEL MONTEIRO	MUNICIPAL	7.215,30
SP	351660	GALIA	MUNICIPAL	32.217,45
SP	351670	GARCA	MUNICIPAL	122.853,88
SP	351680	GASTAO VIDIGAL	MUNICIPAL	369,67
SP	351690	GENERAL SALGADO	MUNICIPAL	13.611,87
SP	351700	GETULINA	MUNICIPAL	37.577,04
SP	351710	GLICERIO	MUNICIPAL	27.196,77
SP	351720	GUAICARA	MUNICIPAL	11.702,10
SP	351730	GUAIMBE	MUNICIPAL	21.887,25
SP	351740	GUAIRA	MUNICIPAL	106.540,35
SP	351750	GUAPIACU	MUNICIPAL	31.487,00
SP	351760	GUAPIARA	MUNICIPAL	93.547,07
SP	351780	GUARACAI	MUNICIPAL	19.052,09
SP	351790	GUARACI	MUNICIPAL	40.102,64
SP	351800	GUARANI D'OESTE	MUNICIPAL	5.690,83
SP	351810	GUARANTA	MUNICIPAL	18.243,01
SP	351820	GUARARAPES	MUNICIPAL	26.085,34
SP	351830	GUARAREMA	MUNICIPAL	50.322,92
SP	351840	GUARATINGUETA	MUNICIPAL	750.425,49
SP	351850	GUAREI	MUNICIPAL	41.925,26
SP	351860	GUARIBA	MUNICIPAL	81.594,75
SP	351870	GUARUJA	MUNICIPAL	176.869,95
SP	351880	GUARULHOS	MUNICIPAL	728.008,00

SP	351885	GUATAPARA	MUNICIPAL	8.542,00
SP	351900	HERCULANDIA	MUNICIPAL	12.779,62
SP	351905	HOLAMBRA	MUNICIPAL	24.422,19
SP	351907	HORTOLANDIA	MUNICIPAL	182.109,28
SP	351910	IACANGA	MUNICIPAL	32.209,69
SP	351920	IACRI	MUNICIPAL	16.379,79
SP	351925	IARAS	MUNICIPAL	36.289,84
SP	351930	IBATE	MUNICIPAL	29.261,53
SP	351940	IBIRA	MUNICIPAL	32.462,57
SP	351950	IBIRAREMA	MUNICIPAL	9.884,97
SP	351960	IBITINGA	MUNICIPAL	162.037,77
SP	351970	IBIUNA	MUNICIPAL	135.242,86
SP	351980	ICEM	MUNICIPAL	41.630,67
SP	351990	IEPE	MUNICIPAL	22.183,09
SP	352000	IGARACU DO TIETE	MUNICIPAL	37.046,49
SP	352010	IGARAPAVA	MUNICIPAL	65.466,34
SP	352020	IGARATA	MUNICIPAL	15.934,89
SP	352030	IGUAPE	MUNICIPAL	2.575,99
SP	352042	ILHA COMPRIDA	MUNICIPAL	993,18
SP	352050	INDAIATUBA	MUNICIPAL	125.759,93
SP	352060	INDIANA	MUNICIPAL	8.487,89
SP	352070	INDIAPORA	MUNICIPAL	25.446,83
SP	352080	INUBIA PAULISTA	MUNICIPAL	3.513,57
SP	352090	IPAUSSU	MUNICIPAL	36.538,82
SP	352100	IPERO	MUNICIPAL	24.923,68
SP	352110	IPEUNA	MUNICIPAL	28.063,74
SP	352115	IPIGUA	MUNICIPAL	22.917,36
SP	352120	IPOPANGA	MUNICIPAL	22.225,75
SP	352130	IPIUA	MUNICIPAL	121.174,56
SP	352140	IRACEMAPOLIS	MUNICIPAL	1.104,98

SP	352150	IRAPUA	MUNICIPAL	9.505,78
SP	352160	IRAPURU	MUNICIPAL	5.630,56
SP	352170	ITABERA	MUNICIPAL	69.220,64
SP	352190	ITAJOBI	MUNICIPAL	3.374,17
SP	352200	ITAJU	MUNICIPAL	1.079,63
SP	352210	ITANHAEM	MUNICIPAL	49.131,62
SP	352215	ITAOCA	MUNICIPAL	16.070,74
SP	352220	ITAPECERICA DA SERRA	MUNICIPAL	92.906,41
SP	352230	ITAPETININGA	MUNICIPAL	352.330,52
SP	352240	ITAPEVA	MUNICIPAL	314.817,87
SP	352250	ITAPEVI	MUNICIPAL	99.353,61
SP	352260	ITAPIRA	MUNICIPAL	183.017,91
SP	352265	ITAPIRAPUA PAULISTA	MUNICIPAL	26.959,59
SP	352270	ITAPOLIS	MUNICIPAL	133.251,07
SP	352280	ITAPORANGA	MUNICIPAL	32.520,07
SP	352290	ITAPUI	MUNICIPAL	1.521,51
SP	352300	ITAPURA	MUNICIPAL	7.092,29
SP	352310	ITAQUAQUECETUBA	MUNICIPAL	161.473,86
SP	352320	ITARARE	MUNICIPAL	94.413,63
SP	352330	ITARIRI	MUNICIPAL	33.097,68
SP	352340	ITATIBA	MUNICIPAL	66.100,50

SP	352350	ITATINGA	MUNICIPAL	12.624,73
SP	352360	ITIRAPINA	MUNICIPAL	7.968,48
SP	352370	ITIRAPUA	MUNICIPAL	20.861,37
SP	352380	ITOBI	MUNICIPAL	20.531,68
SP	352390	ITU	MUNICIPAL	275.634,44
SP	352400	ITUPEVA	MUNICIPAL	36.526,64
SP	352410	ITUVERAVA	MUNICIPAL	173.830,91
SP	352420	JABORANDI	MUNICIPAL	39.121,37
SP	352430	JABOTICABAL	MUNICIPAL	261.835,11
SP	352440	JACAREI	MUNICIPAL	544.438,60
SP	352450	JACI	MUNICIPAL	610,80
SP	352460	JACUPIRANGA	MUNICIPAL	57.097,94
SP	352470	JAGUARIUNA	MUNICIPAL	118.036,32
SP	352480	JALES	MUNICIPAL	59.526,76
SP	352490	JAMBEIRO	MUNICIPAL	12.971,35
SP	352500	JANDIRA	MUNICIPAL	63.105,80
SP	352520	JARINU	MUNICIPAL	16.324,45
SP	352530	JAU	MUNICIPAL	845.080,78
SP	352540	JERIQUEARA	MUNICIPAL	4.072,44
SP	352550	JOANOPOLIS	MUNICIPAL	44.400,67
SP	352560	JOAO RAMALHO	MUNICIPAL	9.593,35
SP	352570	JOSE BONIFACIO	MUNICIPAL	17.468,91
SP	352580	JULIO MESQUITA	MUNICIPAL	21.104,54
SP	352590	JUNDIAI	MUNICIPAL	62.748,08
SP	352600	JUNQUEIROPOLIS	MUNICIPAL	42.176,79
SP	352610	JUQUIA	MUNICIPAL	41.936,80
SP	352620	JUQUITIBA	MUNICIPAL	87.030,12
SP	352630	LAGOINHA	MUNICIPAL	17.266,42
SP	352640	LARANJAL PAULISTA	MUNICIPAL	54.953,93
SP	352650	LAVINIA	MUNICIPAL	1.824,27
SP	352660	LAVRINHAS	MUNICIPAL	25.820,47
SP	352670	LEME	MUNICIPAL	109.649,16
SP	352680	LENCOIS PAULISTA	MUNICIPAL	101.239,10
SP	352690	LIMEIRA	MUNICIPAL	306.481,97
SP	352700	LINDOIA	MUNICIPAL	20.036,56
SP	352710	LINS	MUNICIPAL	303.765,47
SP	352720	LORENA	MUNICIPAL	332.609,38
SP	352725	LOURDES	MUNICIPAL	7.939,87
SP	352740	LUCELIA	MUNICIPAL	73.101,63
SP	352750	LUCIANOPOLIS	MUNICIPAL	3.453,72
SP	352770	LUIZIANIA	MUNICIPAL	12.048,98
SP	352780	LUPERCIO	MUNICIPAL	14.764,89
SP	352790	LUTECIA	MUNICIPAL	16.710,57
SP	352800	MACATUBA	MUNICIPAL	43.249,35
SP	352810	MACAUBAL	MUNICIPAL	38.082,82
SP	352820	MACEDONIA	MUNICIPAL	25.062,58
SP	352830	MAGDA	MUNICIPAL	652,89
SP	352840	MAIRINQUE	MUNICIPAL	69.178,03
SP	352850	MAIRIPORA	MUNICIPAL	67.526,54
SP	352860	MANDURI	MUNICIPAL	32.169,96
SP	352880	MARACAI	MUNICIPAL	49.228,62
SP	352890	MARIAPOLIS	MUNICIPAL	7.220,75

SP	352900	MARILIA	MUNICIPAL	107.872,15
SP	352910	MARINOPOLIS	MUNICIPAL	1.717,72
SP	352920	MARTINOPOLIS	MUNICIPAL	64.448,37
SP	352940	MAUA	MUNICIPAL	151.835,53
SP	352950	MENDONCA	MUNICIPAL	21.295,24
SP	352960	MERIDIANO	MUNICIPAL	5.025,42
SP	352965	MESOPOLIS	MUNICIPAL	2.805,63
SP	352970	MIGUELOPOLIS	MUNICIPAL	104.391,37
SP	352980	MINEIROS DO TIETE	MUNICIPAL	35.336,91
SP	353000	MIRA ESTRELA	MUNICIPAL	17.332,76
SP	352990	MIRACATU	MUNICIPAL	52.071,04
SP	353010	MIRANDOPOLIS	MUNICIPAL	8.626,17
SP	353020	MIRANTE DO PARANAPANEMA	MUNICIPAL	124.601,89
SP	353030	MIRASSOL	MUNICIPAL	78.863,81
SP	353040	MIRASSOLANDIA	MUNICIPAL	26.599,34
SP	353050	MOCOCA	MUNICIPAL	145.574,24
SP	353060	MOGI DAS CRUZES	MUNICIPAL	258.015,28
SP	353070	MOGI GUACU	MUNICIPAL	451.031,45
SP	353080	MOGI MIRIM	MUNICIPAL	273.691,14
SP	353090	MOMBUCA	MUNICIPAL	10.036,98
SP	353100	MONCOES	MUNICIPAL	6.229,98
SP	353110	MONGAGUA	MUNICIPAL	210.938,79
SP	353120	MONTE ALEGRE DO SUL	MUNICIPAL	25.442,56
SP	353130	MONTE ALTO	MUNICIPAL	128.966,38
SP	353140	MONTE APRAZIVEL	MUNICIPAL	307,23
SP	353150	MONTE AZUL PAULISTA	MUNICIPAL	96.548,96
SP	353160	MONTE CASTELO	MUNICIPAL	1.917,41
SP	353180	MONTE MOR	MUNICIPAL	35.684,71
SP	353190	MORRO AGUDO	MUNICIPAL	71.123,30
SP	353200	MORUNGABA	MUNICIPAL	16.178,07
SP	353205	MOTUCA	MUNICIPAL	10.392,39
SP	353210	MURUTINGA DO SUL	MUNICIPAL	2.260,18
SP	353215	NANTES	MUNICIPAL	2.404,60
SP	353220	NARANDIBA	MUNICIPAL	11.779,54
SP	353230	NATIVIDADE DA SERRA	MUNICIPAL	15.782,60
SP	353240	NAZARE PAULISTA	MUNICIPAL	38.986,48
SP	353250	NEVES PAULISTA	MUNICIPAL	23.249,88
SP	353260	NHANDEARA	MUNICIPAL	4.058,85
SP	353270	NIPOA	MUNICIPAL	6.597,96
SP	353280	NOVA ALIANCA	MUNICIPAL	24.838,32
SP	353282	NOVA CAMPINA	MUNICIPAL	24.656,94
SP	353284	NOVA CANAA PAULISTA	MUNICIPAL	1.701,45
SP	353286	NOVA CASTILHO	MUNICIPAL	45,40
SP	353290	NOVA EUROPA	MUNICIPAL	20.915,29
SP	353300	NOVA GRANADA	MUNICIPAL	14.957,07
SP	353310	NOVA GUATAPORANGA	MUNICIPAL	3.260,54
SP	353320	NOVA INDEPENDENCIA	MUNICIPAL	11.906,65
SP	353325	NOVAIS	MUNICIPAL	15.962,53
SP	353350	NOVO HORIZONTE	MUNICIPAL	106.417,26
SP	353360	NUPORANGA	MUNICIPAL	10.459,38
SP	353370	OCAUCU	MUNICIPAL	10.268,91
SP	353380	OLEO	MUNICIPAL	3.383,85

SP	353390	OLIMPIA	MUNICIPAL	155.644,99
SP	353400	ONDA VERDE	MUNICIPAL	559,73
SP	353410	ORIENTE	MUNICIPAL	38.509,95
SP	353420	ORINDIUVA	MUNICIPAL	17.066,45
SP	353430	ORLANDIA	MUNICIPAL	70.713,02
SP	353440	OSASCO	MUNICIPAL	365.425,54
SP	353450	OSCAR BRESSANE	MUNICIPAL	25.064,91
SP	353460	OSVALDO CRUZ	MUNICIPAL	79.706,67
SP	353470	OURINHOS	MUNICIPAL	342.811,27
SP	353480	OURO VERDE	MUNICIPAL	16.934,56
SP	353475	OUROESTE	MUNICIPAL	12.565,98
SP	353490	PACAEMBU	MUNICIPAL	13.713,54
SP	353500	PALESTINA	MUNICIPAL	49.154,26
SP	353510	PALMARES PAULISTA	MUNICIPAL	12.975,78
SP	353520	PALMEIRA D'OESTE	MUNICIPAL	52.435,04
SP	353530	PALMITAL	MUNICIPAL	39.216,59
SP	353540	PANORAMA	MUNICIPAL	33.741,23
SP	353550	PARAGUACU PAULISTA	MUNICIPAL	258.220,41
SP	353560	PARAIBUNA	MUNICIPAL	26.796,85
SP	353570	PARAISO	MUNICIPAL	5.292,69
SP	353580	PARANAPANEMA	MUNICIPAL	36.353,39
SP	353590	PARANAPUA	MUNICIPAL	2.259,67
SP	353600	PARAPUA	MUNICIPAL	10.817,97
SP	353610	PARDINHO	MUNICIPAL	35.841,32
SP	353620	PARIQUERA-ACU	MUNICIPAL	3.608,43
SP	353625	PARISI	MUNICIPAL	2.914,61
SP	353630	PATROCINIO PAULISTA	MUNICIPAL	9.655,38
SP	353640	PAULICEIA	MUNICIPAL	40.363,02
SP	353660	PAULO DE FARIA	MUNICIPAL	41.128,27
SP	353670	PEDERNEIRAS	MUNICIPAL	142.625,44
SP	353680	PEDRA BELA	MUNICIPAL	8.495,94
SP	353690	PEDRANOPOLIS	MUNICIPAL	19.582,00
SP	353700	PEDREGULHO	MUNICIPAL	5.055,38
SP	353710	PEDREIRA	MUNICIPAL	44.566,89
SP	353715	PEDRINHAS PAULISTA	MUNICIPAL	12.279,95
SP	353720	PEDRO DE TOLEDO	MUNICIPAL	42.063,25
SP	353730	PENAPOLIS	MUNICIPAL	274.764,51
SP	353740	PEREIRA BARRETO	MUNICIPAL	36.085,27
SP	353750	PEREIRAS	MUNICIPAL	20.037,77
SP	353760	PERUIBE	MUNICIPAL	102.238,03
SP	353770	PIACATU	MUNICIPAL	18.869,51
SP	353790	PILAR DO SUL	MUNICIPAL	33.408,12
SP	353800	PINDAMONHANGABA	MUNICIPAL	448.234,47
SP	353820	PINHALZINHO	MUNICIPAL	38.580,11
SP	353830	PIQUEROBI	MUNICIPAL	13.472,44
SP	353850	PIQUETE	MUNICIPAL	114.652,68
SP	353860	PIRACAIÁ	MUNICIPAL	41.368,11
SP	353870	PIRACICABA	MUNICIPAL	481.507,98
SP	353880	PIRAJU	MUNICIPAL	74.623,81
SP	353890	PIRAJUI	MUNICIPAL	74.205,86
SP	353900	PIRANGI	MUNICIPAL	57.074,71



SP	353910	PIRAPORA DO BOM JESUS	MUNICIPAL	116.044,61
SP	353920	PIRAPOZINHO	MUNICIPAL	33.608,01
SP	353930	PIRASSUNUNGA	MUNICIPAL	117.558,00
SP	353940	PIRATININGA	MUNICIPAL	28.446,35
SP	353950	PITANGUEIRAS	MUNICIPAL	41.157,96
SP	353970	PLATINA	MUNICIPAL	1.058,25
SP	353980	POA	MUNICIPAL	38.439,36
SP	353990	POLONI	MUNICIPAL	6.220,82
SP	354000	POMPEIA	MUNICIPAL	63.369,62
SP	354010	PONGAI	MUNICIPAL	2.424,36
SP	354020	PONTAL	MUNICIPAL	20.220,78
SP	354025	PONTALINDA	MUNICIPAL	2.648,32
SP	354030	PONTES GESTAL	MUNICIPAL	7.114,97
SP	354040	POPULINA	MUNICIPAL	10.808,68
SP	354050	PORANGABA	MUNICIPAL	55.821,76
SP	354060	PORTO FELIZ	MUNICIPAL	41.503,01
SP	354070	PORTO FERREIRA	MUNICIPAL	127.161,30
SP	354075	POTIM	MUNICIPAL	74.859,96
SP	354080	POTIRENDABA	MUNICIPAL	22.350,47
SP	354085	PRACINHA	MUNICIPAL	4.653,03
SP	354090	PRADOPOLIS	MUNICIPAL	3.851,72
SP	354105	PRATANIA	MUNICIPAL	6.891,16
SP	354110	PRESIDENTE ALVES	MUNICIPAL	7.375,35
SP	354120	PRESIDENTE BERNARDES	MUNICIPAL	11.732,41
SP	354130	PRESIDENTE EPITACIO	MUNICIPAL	266.496,25
SP	354140	PRESIDENTE PRUDENTE	MUNICIPAL	120.963,40
SP	354150	PRESIDENTE VENCESLAU	MUNICIPAL	108.725,41
SP	354160	PROMISSAO	MUNICIPAL	14.964,26
SP	354165	QUADRA	MUNICIPAL	11.144,65
SP	354170	QUATA	MUNICIPAL	37.288,54
SP	354180	QUEIROZ	MUNICIPAL	26.055,14
SP	354190	QUELUZ	MUNICIPAL	48.303,51
SP	354200	QUINTANA	MUNICIPAL	41.864,91
SP	354210	RAFARD	MUNICIPAL	20.800,49
SP	354220	RANCHARIA	MUNICIPAL	56.691,45
SP	354230	REDENCAO DA SERRA	MUNICIPAL	14.074,65
SP	354240	REGENTE FEIJO	MUNICIPAL	50.895,85
SP	354250	REGINOPOLIS	MUNICIPAL	23.400,54
SP	354260	REGISTRO	MUNICIPAL	19.985,04
SP	354270	RESTINGA	MUNICIPAL	17.920,99
SP	354280	RIBEIRA	MUNICIPAL	42.953,70
SP	354290	RIBEIRAO BONITO	MUNICIPAL	15.993,17
SP	354300	RIBEIRAO BRANCO	MUNICIPAL	63.652,57
SP	354310	RIBEIRAO CORRENTE	MUNICIPAL	4.729,25
SP	354320	RIBEIRAO DO SUL	MUNICIPAL	6.831,69
SP	354323	RIBEIRAO DOS INDIOS	MUNICIPAL	965,44
SP	354325	RIBEIRAO GRANDE	MUNICIPAL	6.819,55
SP	354330	RIBEIRAO PIRES	MUNICIPAL	250.392,89
SP	354340	RIBEIRAO PRETO	MUNICIPAL	739.751,53
SP	354360	RIFAINA	MUNICIPAL	24.450,40
SP	354370	RINCAO	MUNICIPAL	34.064,60
SP	354380	RINOPOLIS	MUNICIPAL	8.496,17

SP	354390	RIO CLARO	MUNICIPAL	520.301,90
SP	354400	RIO DAS PEDRAS	MUNICIPAL	60.549,54
SP	354410	RIO GRANDE DA SERRA	MUNICIPAL	41.269,86
SP	354420	RIOLANDIA	MUNICIPAL	54.573,88
SP	354350	RIVERSUL	MUNICIPAL	18.141,75
SP	354425	ROSANA	MUNICIPAL	20.593,08
SP	354430	ROSEIRA	MUNICIPAL	60.706,19
SP	354440	RUBIACEA	MUNICIPAL	2.428,56
SP	354450	RUBINEIA	MUNICIPAL	3.631,63
SP	354460	SABINO	MUNICIPAL	9.039,47
SP	354470	SAGRES	MUNICIPAL	4.333,22
SP	354480	SALES	MUNICIPAL	22.253,64
SP	354490	SALES OLIVEIRA	MUNICIPAL	27.210,08
SP	354500	SALESOPOLIS	MUNICIPAL	26.414,58
SP	354510	SALMOURAO	MUNICIPAL	2.325,27
SP	354515	SALTINHO	MUNICIPAL	171,18
SP	354520	SALTO	MUNICIPAL	115.760,59
SP	354530	SALTO DE PIRAPORA	MUNICIPAL	47.844,34
SP	354540	SALTO GRANDE	MUNICIPAL	25.499,67
SP	354560	SANTA ADELIA	MUNICIPAL	52.999,60
SP	354570	SANTA ALBERTINA	MUNICIPAL	7.846,73
SP	354580	SANTA BARBARA D'OESTE	MUNICIPAL	169.446,48
SP	354600	SANTA BRANCA	MUNICIPAL	43.001,93
SP	354625	SANTA CRUZ DA ESPERANCA	MUNICIPAL	12.820,26
SP	354630	SANTA CRUZ DAS PALMEIRAS	MUNICIPAL	68.710,28
SP	354640	SANTA CRUZ DO RIO PARDO	MUNICIPAL	13.018,25
SP	354650	SANTA ERNESTINA	MUNICIPAL	33.141,80
SP	354660	SANTA FE DO SUL	MUNICIPAL	165.325,26

SP	354670	SANTA GERTRUDES	MUNICIPAL	22.878,46
SP	354680	SANTA ISABEL	MUNICIPAL	127.964,20
SP	354690	SANTA LUCIA	MUNICIPAL	42.189,12
SP	354700	SANTA MARIA DA SERRA	MUNICIPAL	9.544,91
SP	354710	SANTA MERCEDES	MUNICIPAL	1.287,35
SP	354750	SANTA RITA DO PASSA QUATRO	MUNICIPAL	28.796,26
SP	354760	SANTA ROSA DE VITERBO	MUNICIPAL	19.972,16
SP	354765	SANTA SALETE	MUNICIPAL	4.479,95
SP	354720	SANTANA DA PONTE PENSA	MUNICIPAL	4.082,80
SP	354730	SANTANA DE PARNAIBA	MUNICIPAL	27.001,95
SP	354770	SANTO ANASTACIO	MUNICIPAL	39.432,07
SP	354780	SANTO ANDRE	MUNICIPAL	1.447,86
SP	354790	SANTO ANTONIO DA ALEGRIA	MUNICIPAL	46.147,22
SP	354800	SANTO ANTONIO DE POSSE	MUNICIPAL	13.815,82
SP	354805	SANTO ANTONIO DO ARACANGUA	MUNICIPAL	18.658,85
SP	354810	SANTO ANTONIO DO JARDIM	MUNICIPAL	12.997,97
SP	354820	SANTO ANTONIO DO PINHAL	MUNICIPAL	22.271,23
SP	354830	SANTO EXPEDITO	MUNICIPAL	5.443,67
SP	354840	SANTOPOLIS DO AGUAPEI	MUNICIPAL	17.925,60
SP	354850	SANTOS	MUNICIPAL	63.361,88
SP	354860	SAO BENTO DO SAPUCAI	MUNICIPAL	17.777,47
SP	354870	SAO BERNARDO DO CAMPO	MUNICIPAL	45.913,20
SP	354880	SAO CAETANO DO SUL	MUNICIPAL	289.730,45

SP	354890	SAO CARLOS	MUNICIPAL	102.339,48
SP	354900	SAO FRANCISCO	MUNICIPAL	5.430,94
SP	354910	SAO JOAO DA BOA VISTA	MUNICIPAL	270.424,37
SP	354920	SAO JOAO DAS DUAS PONTES	MUNICIPAL	8.082,59
SP	354925	SAO JOAO DE IRACEMA	MUNICIPAL	6.551,97
SP	354930	SAO JOAO DO PAU D'ALHO	MUNICIPAL	6.206,80
SP	354940	SAO JOAQUIM DA BARRA	MUNICIPAL	11.558,44
SP	354950	SAO JOSE DA BELA VISTA	MUNICIPAL	32.685,67
SP	354960	SAO JOSE DO BARREIRO	MUNICIPAL	18.699,84
SP	354970	SAO JOSE DO RIO PARDO	MUNICIPAL	163.030,93
SP	354980	SAO JOSE DO RIO PRETO	MUNICIPAL	202.388,47
SP	354990	SAO JOSE DOS CAMPOS	MUNICIPAL	539.952,19
SP	354995	SAO LOURENCO DA SERRA	MUNICIPAL	107.301,74
SP	355000	SAO LUIS DO PARAITINGA	MUNICIPAL	19.017,49
SP	355010	SAO MANUEL	MUNICIPAL	112.563,54
SP	355020	SAO MIGUEL ARCANJO	MUNICIPAL	45.271,57
SP	355030	SAO PAULO	MUNICIPAL	81.398,84
SP	355040	SAO PEDRO	MUNICIPAL	90.852,87
SP	355050	SAO PEDRO DO TURVO	MUNICIPAL	18.288,22
SP	355060	SAO ROQUE	MUNICIPAL	90.764,78
SP	355070	SAO SEBASTIAO	MUNICIPAL	4.353,77
SP	355080	SAO SEBASTIAO DA GRAMA	MUNICIPAL	33.358,86
SP	355090	SAO SIMAO	MUNICIPAL	41.931,86
SP	355100	SAO VICENTE	MUNICIPAL	224.677,19
SP	355110	SARAPUI	MUNICIPAL	30.202,02
SP	355140	SERRA AZUL	MUNICIPAL	32.590,57
SP	355160	SERRA NEGRA	MUNICIPAL	60.068,25
SP	355150	SERRANA	MUNICIPAL	45.761,23
SP	355170	SERTAOZINHO	MUNICIPAL	132.862,90
SP	355180	SETE BARRAS	MUNICIPAL	40.201,68
SP	355190	SEVERINIA	MUNICIPAL	54.240,17
SP	355200	SILVEIRAS	MUNICIPAL	54.392,17
SP	355210	SOCORRO	MUNICIPAL	105.777,43
SP	355220	SOROCABA	MUNICIPAL	269.240,13
SP	355230	SUD MENNUCCI	MUNICIPAL	14.357,69
SP	355240	SUMARE	MUNICIPAL	257.159,62
SP	355255	SUZANAPOLIS	MUNICIPAL	528,98
SP	355250	SUZANO	MUNICIPAL	35.076,50
SP	355260	TABAPUA	MUNICIPAL	21.976,44
SP	355270	TABATINGA	MUNICIPAL	30.166,76
SP	355280	TABOAO DA SERRA	MUNICIPAL	148.847,64
SP	355290	TACIBA	MUNICIPAL	16.770,40
SP	355300	TAGUAI	MUNICIPAL	18.661,40
SP	355310	TAIACU	MUNICIPAL	36.309,98
SP	355320	TAIUVA	MUNICIPAL	19.431,83
SP	355330	TAMBAU	MUNICIPAL	94.545,70
SP	355340	TANABI	MUNICIPAL	43.244,60
SP	355360	TAPIRATIBA	MUNICIPAL	57.604,19
SP	355365	TAQUARAL	MUNICIPAL	19.904,19
SP	355370	TAQUARITINGA	MUNICIPAL	165.885,44
SP	355380	TAQUARITUBA	MUNICIPAL	36.716,82
SP	355385	TAQUARIVAI	MUNICIPAL	27.123,76



SP	355390	TARABAI	MUNICIPAL	41.202,52
SP	355395	TARUMA	MUNICIPAL	1.285,32
SP	355400	TATUI	MUNICIPAL	357.521,42
SP	355410	TAUBATE	MUNICIPAL	274.090,98
SP	355420	TEJUPA	MUNICIPAL	8.116,89
SP	355430	TEODORO SAMPAIO	MUNICIPAL	99.176,67
SP	355440	TERRA ROXA	MUNICIPAL	49.762,53
SP	355450	TIETE	MUNICIPAL	68.316,37
SP	355460	TIMBURI	MUNICIPAL	5.291,25
SP	355465	TORRE DE PEDRA	MUNICIPAL	10.276,10
SP	355470	TORRINHA	MUNICIPAL	35.422,55
SP	355475	TRABIJU	MUNICIPAL	14.778,31
SP	355480	TREMEMBE	MUNICIPAL	1.144,28
SP	355500	TUPA	MUNICIPAL	43.295,87
SP	355510	TUPI PAULISTA	MUNICIPAL	16.079,33
SP	355520	TURIUBA	MUNICIPAL	782,86
SP	355535	UBARANA	MUNICIPAL	11.721,76
SP	355540	UBATUBA	MUNICIPAL	192.663,92
SP	355550	UBIRAJARA	MUNICIPAL	23.410,13
SP	355560	UCHOA	MUNICIPAL	28.930,52
SP	355570	UNIAO PAULISTA	MUNICIPAL	4.046,24
SP	355580	URANIA	MUNICIPAL	19.469,32
SP	355590	URU	MUNICIPAL	2.988,70
SP	355600	URUPES	MUNICIPAL	5.498,00
SP	355610	VALENTIM GENTIL	MUNICIPAL	41.435,25
SP	355620	VALINHOS	MUNICIPAL	765,84
SP	355630	VALPARAISO	MUNICIPAL	7.203,90
SP	355635	VARGEM	MUNICIPAL	14.777,44
SP	355640	VARGEM GRANDE DO SUL	MUNICIPAL	88.977,60
SP	355645	VARGEM GRANDE PAULISTA	MUNICIPAL	44.765,27
SP	355650	VARZEA PAULISTA	MUNICIPAL	20.993,21
SP	355660	VERA CRUZ	MUNICIPAL	15.591,22
SP	355670	VINHEDO	MUNICIPAL	10.642,70
SP	355680	VIRADOURO	MUNICIPAL	35.316,57
SP	355690	VISTA ALEGRE DO ALTO	MUNICIPAL	19.366,12
SP	355695	VITORIA BRASIL	MUNICIPAL	5.719,82
SP	355700	VOTORANTIM	MUNICIPAL	4.858,48
SP	355710	VOTUPORANGA	MUNICIPAL	158.892,52
SP	355715	ZACARIAS	MUNICIPAL	9.712,85
TO	172100	TOCANTINS	ESTADUAL	4.808.181,33
TO	170025	ABREULANDIA	MUNICIPAL	13.161,34
TO	170030	AGUIARNOPOLIS	MUNICIPAL	48.443,33
TO	170035	ALIANCA DO TOCANTINS	MUNICIPAL	40.176,09
TO	170040	ALMAS	MUNICIPAL	50.481,88
TO	170070	ALVORADA	MUNICIPAL	23.211,30
TO	170100	ANANAS	MUNICIPAL	105.830,62
TO	170105	ANGICO	MUNICIPAL	18.659,11
TO	170110	APARECIDA DO RIO NEGRO	MUNICIPAL	18.512,39
TO	170130	ARAGOMINAS	MUNICIPAL	36.157,29
TO	170190	ARAGUACEMA	MUNICIPAL	30.528,22
TO	170200	ARAGUACU	MUNICIPAL	33.050,00
TO	170210	ARAGUAINA	MUNICIPAL	720.988,21

TO	170215	ARAGUANA	MUNICIPAL	31.341,50
----	--------	----------	-----------	-----------

TO	170220	ARAGUATINS	MUNICIPAL	162.626,32
TO	170230	ARAPOEMA	MUNICIPAL	20.888,74
TO	170240	ARRAIAS	MUNICIPAL	28.443,21
TO	170255	AUGUSTINOPOLIS	MUNICIPAL	83.127,19
TO	170270	AURORA DO TOCANTINS	MUNICIPAL	23.900,40
TO	170290	AXIXA DO TOCANTINS	MUNICIPAL	57.777,31
TO	170300	BABACULANDIA	MUNICIPAL	41.480,46
TO	170305	BANDEIRANTES DO TOCANTINS	MUNICIPAL	42.935,93
TO	170307	BARRA DO OURO	MUNICIPAL	22.040,11
TO	170310	BARROLANDIA	MUNICIPAL	29.133,43
TO	170320	BERNARDO SAYAO	MUNICIPAL	33.663,63
TO	170330	BOM JESUS DO TOCANTINS	MUNICIPAL	16.302,03
TO	170360	BRASILANDIA DO TOCANTINS	MUNICIPAL	11.788,70
TO	170370	BREJINHO DE NAZARE	MUNICIPAL	55.602,40
TO	170380	BURITI DO TOCANTINS	MUNICIPAL	77.384,60
TO	170382	CACHOEIRINHA	MUNICIPAL	19.471,82
TO	170384	CAMPOS LINDOS	MUNICIPAL	32.381,85
TO	170386	CARIRI DO TOCANTINS	MUNICIPAL	31.590,92
TO	170388	CARMOLANDIA	MUNICIPAL	7.873,66
TO	170389	CARRASCO BONITO	MUNICIPAL	35.265,86
TO	170390	CASEARA	MUNICIPAL	29.838,67
TO	170410	CENTENARIO	MUNICIPAL	9.008,19
TO	170510	CHAPADA DA NATIVIDADE	MUNICIPAL	25.668,21
TO	170460	CHAPADA DE AREIA	MUNICIPAL	9.250,01
TO	170550	COLINAS DO TOCANTINS	MUNICIPAL	68.496,83
TO	171670	COLMEIA	MUNICIPAL	58.746,72
TO	170555	COMBINADO	MUNICIPAL	14.377,61
TO	170560	CONCEICAO DO TOCANTINS	MUNICIPAL	48.214,25
TO	170600	COUTO MAGALHAES	MUNICIPAL	18.600,25
TO	170610	CRISTALANDIA	MUNICIPAL	48.774,05
TO	170625	CRIXAS DO TOCANTINS	MUNICIPAL	27.706,20
TO	170650	DARCINOPOLIS	MUNICIPAL	50.674,94
TO	170700	DIANOPOLIS	MUNICIPAL	53.105,40
TO	170710	DIVINOPOLIS DO TOCANTINS	MUNICIPAL	54.167,50
TO	170720	DOIS IRMAOS DO TOCANTINS	MUNICIPAL	27.972,20
TO	170730	DUERE	MUNICIPAL	40.131,62
TO	170740	ESPERANTINA	MUNICIPAL	43.959,48
TO	170755	FATIMA	MUNICIPAL	28.350,87
TO	170765	FIGUEIROPOLIS	MUNICIPAL	34.473,36
TO	170770	FILADELFIA	MUNICIPAL	50.948,71
TO	170820	FORMOSO DO ARAGUAIA	MUNICIPAL	140.488,72
TO	170825	FORTALEZA DO TABOCAO	MUNICIPAL	7.763,33
TO	170830	GOIANORTE	MUNICIPAL	35.429,71
TO	170900	GOIATINS	MUNICIPAL	52.772,78
TO	170930	GUARAI	MUNICIPAL	40.963,42
TO	170950	GURUPI	MUNICIPAL	374.282,45
TO	170980	IPUEIRAS	MUNICIPAL	21.209,44
TO	171050	ITACAJA	MUNICIPAL	50.170,44
TO	171070	ITAGUATINS	MUNICIPAL	23.899,01
TO	171090	ITAPIRATINS	MUNICIPAL	7.810,03

TO	171110	ITAPORA DO TOCANTINS	MUNICIPAL	26.504,76
TO	171150	JAU DO TOCANTINS	MUNICIPAL	18.380,93
TO	171180	JUARINA	MUNICIPAL	8.639,32
TO	171190	LAGOA DA CONFUSAO	MUNICIPAL	34.165,57
TO	171195	LAGOA DO TOCANTINS	MUNICIPAL	41.886,41
TO	171200	LAJEADO	MUNICIPAL	30.088,03
TO	171215	LAVANDEIRA	MUNICIPAL	29.527,48
TO	171240	LIZARDA	MUNICIPAL	22.527,60
TO	171245	LUZINOPOLIS	MUNICIPAL	35.772,76
TO	171250	MARIANOPOLIS DO TOCANTINS	MUNICIPAL	37.045,50
TO	171270	MATEIROS	MUNICIPAL	16.894,56
TO	171280	MAURILANDIA DO TOCANTINS	MUNICIPAL	20.721,52
TO	171320	MIRACEMA DO TOCANTINS	MUNICIPAL	45.387,48
TO	171330	MIRANORTE	MUNICIPAL	78.726,12
TO	171360	MONTE DO CARMO	MUNICIPAL	64.056,62
TO	171370	MONTE SANTO DO TOCANTINS	MUNICIPAL	4.498,48
TO	171395	MURICILANDIA	MUNICIPAL	21.598,72
TO	171420	NATIVIDADE	MUNICIPAL	74.367,68
TO	171430	NAZARE	MUNICIPAL	39.424,00
TO	171488	NOVA OLINDA	MUNICIPAL	63.441,11
TO	171500	NOVA ROSALANDIA	MUNICIPAL	20.251,59
TO	171510	NOVO ACORDO	MUNICIPAL	43.215,63
TO	171515	NOVO ALEGRE	MUNICIPAL	18.538,69
TO	171525	NOVO JARDIM	MUNICIPAL	6.154,24
TO	171550	OLIVEIRA DE FATIMA	MUNICIPAL	15.927,30
TO	172100	PALMAS	MUNICIPAL	142.848,38
TO	171570	PALMEIRANTE	MUNICIPAL	20.331,86
TO	171380	PALMEIRAS DO TOCANTINS	MUNICIPAL	38.383,66
TO	171575	PALMEIROPOLIS	MUNICIPAL	76.163,22
TO	171610	PARAISO DO TOCANTINS	MUNICIPAL	94.087,51
TO	171620	PARANA	MUNICIPAL	91.389,48
TO	171630	PAU D'ARCO	MUNICIPAL	20.465,29
TO	171650	PEDRO AFONSO	MUNICIPAL	51.720,51
TO	171660	PEIXE	MUNICIPAL	12.839,09
TO	171665	PEQUIZEIRO	MUNICIPAL	48.120,76

TO	171700	PINDORAMA DO TOCANTINS	MUNICIPAL	42.401,49
TO	171720	PIRAQUE	MUNICIPAL	23.156,76
TO	171750	PIUM	MUNICIPAL	56.456,42
TO	171780	PONTE ALTA DO BOM JESUS	MUNICIPAL	44.410,95
TO	171790	PONTE ALTA DO TOCANTINS	MUNICIPAL	51.333,69
TO	171800	PORTO ALEGRE DO TOCANTINS	MUNICIPAL	18.132,93
TO	171820	PORTO NACIONAL	MUNICIPAL	282.165,43
TO	171830	PRAIA NORTE	MUNICIPAL	54.291,60
TO	171840	PRESIDENTE KENNEDY	MUNICIPAL	31.611,30
TO	171845	PUGMIL	MUNICIPAL	13.679,18
TO	171850	RECURSOLANDIA	MUNICIPAL	23.728,21
TO	171855	RIACHINHO	MUNICIPAL	34.439,87
TO	171865	RIO DA CONCEICAO	MUNICIPAL	18.800,00
TO	171870	RIO DOS BOIS	MUNICIPAL	10.617,92
TO	171875	RIO SONO	MUNICIPAL	22.324,38
TO	171880	SAMPAIO	MUNICIPAL	32.899,74

TO	171884	SANDOLANDIA	MUNICIPAL	25.771,68
TO	171886	SANTA FE DO ARAGUAIA	MUNICIPAL	32.454,07
TO	171888	SANTA MARIA DO TOCANTINS	MUNICIPAL	14.993,97
TO	171889	SANTA RITA DO TOCANTINS	MUNICIPAL	7.595,28
TO	171890	SANTA ROSA DO TOCANTINS	MUNICIPAL	40.090,96
TO	171900	SANTA TEREZA DO TOCANTINS	MUNICIPAL	31.065,51
TO	172000	SANTA TEREZINHA DO TOCANTINS	MUNICIPAL	18.914,84
TO	172010	SAO BENTO DO TOCANTINS	MUNICIPAL	51.761,98
TO	172015	SAO FELIX DO TOCANTINS	MUNICIPAL	12.446,18
TO	172020	SAO MIGUEL DO TOCANTINS	MUNICIPAL	45.951,85
TO	172025	SAO SALVADOR DO TOCANTINS	MUNICIPAL	35.152,76
TO	172030	SAO SEBASTIAO DO TOCANTINS	MUNICIPAL	26.003,57
TO	172049	SAO VALERIO	MUNICIPAL	44.346,03
TO	172065	SILVANOPOLIS	MUNICIPAL	37.352,46
TO	172080	SITIO NOVO DO TOCANTINS	MUNICIPAL	110.963,01
TO	172085	SUCUPIRA	MUNICIPAL	9.725,30
TO	172090	TAGUATINGA	MUNICIPAL	90.688,35
TO	172093	TAIPAS DO TOCANTINS	MUNICIPAL	12.895,62
TO	172097	TALISMA	MUNICIPAL	9.493,66
TO	172110	TOCANTINIA	MUNICIPAL	18.648,53
TO	172120	TOCANTINOPOLIS	MUNICIPAL	204.085,06
TO	172125	TUPIRAMA	MUNICIPAL	14.388,16
TO	172130	TUPIRATINS	MUNICIPAL	8.833,19
TO	172208	WANDERLANDIA	MUNICIPAL	43.201,90
TO	172210	XAMBIOA	MUNICIPAL	35.674,89

Este conteúdo não substitui o publicado na versão certificada.





# P R E F E I T U R A   D E   I T U I U T A B A

- PROCURADORIA GERAL DO MUNICÍPIO -

---

## PARECER Nº 759/ 2024

Processo Administrativo nº 15898/2024

REQUERENTE: Secretaria Municipal de Saúde

PROJETO DE LEI MUNICIPAL – DISPÕE  
SOBRE A ABERTURA DE CRÉDITO  
ESPECIAL – PISO NACIONAL DA  
ENFERMAGEM - POSSIBILIDADE

### I – DO RELATÓRIO

O Município de Ituiutaba/MG, por intermédio da Sra. Prefeita Municipal, chefe Poder Executivo, requereu parecer jurídico a respeito da legalidade de projeto de Lei, com a finalidade de autorizar a abertura de crédito adicional especial ao orçamento vigente para a realização de despesas com o repasse do Piso Nacional da Enfermagem à Bio rim.

A matéria comporta o seguinte parecer.

### II – DA FUNDAMENTAÇÃO

Trata-se da análise jurídica do projeto de Lei de autoria do Poder Executivo Municipal, conforme minuta anexo.

**O Projeto de Lei em questão será analisado do ponto de vista formal e material.**

#### a) DOS ASPECTOS FORMAIS DO PROJETO DE LEI

Ø





# P R E F E I T U R A   D E   I T U I U T A B A

- PROCURADORIA GERAL DO MUNICÍPIO -

---

**Do ponto de vista FORMAL**, verifica-se que o Projeto de Lei em questão atende as normas a respeito de iniciativa, já que proposta pela Chefe do Poder Executiva, a qual a Lei Orgânica do Município de Ituiutaba em seu artigo 39, § 1º, inciso II, alínea 'c', prevê expressamente a iniciativa privativa para dispor sobre orçamento, senão vejamos:

“Art. 39. A iniciativa das Leis Complementares e Ordinárias cabe a qualquer vereador ou comissão, ao Prefeito e aos cidadãos, na forma e nos casos previstos nesta Lei Orgânica.

§ 1º **São de iniciativa privativa do Prefeito as leis que:**

(...)

II – disponham sobre:

(...)

c) **organização administrativa, matéria tributária e orçamentária e serviços públicos.**

Portanto, formalmente tem-se o preenchimento dos requisitos formais para o projeto de Lei.

## **b) DOS ASPECTOS MATERIAIS DO PROJETO DE LEI**

**Da perspectiva MATERIAL, necessário analisar as normas constitucionais e infraconstitucionais que tratam sobre orçamento público.**

Neste sentido, a Constituição Federal de 1988 estabelece que:

Art. 165 – Leis de iniciativa do Poder Executivo estabelecerão:

(...)

III – os orçamentos anuais.

Já a Lei nº 4.320/64, em seu artigo 42 dispõe que:

9



# P R E F E I T U R A   D E   I T U I U T A B A

- PROCURADORIA GERAL DO MUNICÍPIO -

---

Art. 42 – Os créditos suplementares e especiais serão autorizados por lei e abertos por decreto executivo.

E o artigo 43 do mesmo diploma normativo, prevê:

Art. 43 – A abertura dos créditos suplementares e especiais depende da existência de recursos disponíveis para ocorrer à despesa e será precedida de exposição justificativa.

Em detida análise dos autos, verifica-se às fls. 02-verso que a Diretora do Departamento de Planejamento informou a existência de recursos disponíveis, provenientes do Piso Nacional da Enfermagem.


Desse modo, considerando o disposto nos artigos 165 da Constituição Federal, bem como artigos 42 e 43 da Lei 4.320/64, o Projeto de Lei preenche os requisitos materiais.

### III - DA CONCLUSÃO

Por todo o exposto, OPINAMOS pela legalidade formal e material do Projeto de Lei que que autoriza a abertura de crédito especial proveniente do Piso Nacional da Enfermagem para acobertar despesas arroladas às fls. 02.

É o parecer, s. m. j.

Ituiutaba/MG, 05 de agosto de 2024.

  
Janice Coelho Derze

**Procuradora Adjunta do Processo  
Administrativo e do Contencioso**



# PREFEITURA ITUIUTABA

## Despacho- Proc. nº 15.898 / 2024


Em face ao ofício nº 090/2024 da Secretaria Municipal de Saúde, solicitando autorização do Poder Executivo Municipal para encaminhar à Câmara Municipal de Ituiutaba, Projeto de Lei com a finalidade de possibilitar a abertura de crédito suplementar no orçamento vigente, para acobertar despesas com o pagamento do piso nacional da enfermagem à Bio Rim de Ituiutaba, no valor de R\$ 37.766,38 (trinta e sete mil, setecentos e sessenta e seis reais e trinta e oito centavos), conforme discriminado no ofício inaugural.

Diante disso, considerando a manifestação às fls.2 verso, o procedimento foi encaminhado para análise jurídica da Procuradoria Geral, que exarou o parecer de nº 759/2024, opinando pela legalidade formal e material do Projeto de Lei que autoriza o Poder Executivo a conceder abertura de crédito.

Assim, por conseguinte, com base no parecer da Procuradoria Geral, **autorizo** o envio do Projeto de Lei a Nossa Egrégia Câmara Municipal, para que autorize a abertura de crédito no orçamento vigente, no valor de \$ 37.766,38 (trinta e sete mil, setecentos e sessenta e seis reais e trinta e oito centavos) para a Bio Rim, em consonância com a minuta apresentada às fls. 03 a 04 do processo.

Remeta à Procuradoria Geral para providências.

Ituiutaba, 06 de agosto de 2024.

  
Leandra Guedes Ferreira  
Prefeita de Ituiutaba



**Câmara**  
MUNICIPAL DE ITUIUTABA

**PARECER DA COMISSÃO DE LEGISLAÇÃO, JUSTIÇA E REDAÇÃO**

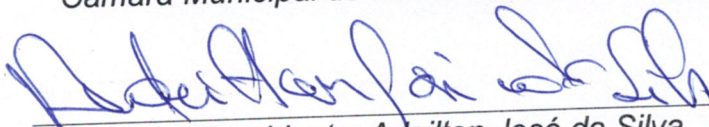
Relator: Ver. Odeemes Braz dos Santos

LEANDRA GUEDES FERREIRA, digna Prefeita Municipal, envia ao Legislativo Projeto de Lei CM/133/2024, que autoriza o Poder Executivo a a abrir crédito Adicional Suplementar no Orçamento vigente da Prefeitura de Ituiutaba, nos termos do inciso V do art. 167 da Constituição Federal, conjugado com os artigos 40, 41, 42 e 43 da Lei n° 4.320/64, no valor de R\$ 37.766,38 (trinta e sete mil, setecentos e sessenta e seis reais e trinta e oito centavos), para pagamento do piso nacional da enfermagem à Bio Rim de Ituiutaba, CNPJ 22.237.309/0001.32.


A comissão entende não haver restrição a ser feita, seja ao aspecto jurídico-legal da matéria apreciada, seja à sua redação.

Quanto ao seu mérito, entretanto, que manifeste o Plenário.

Câmara Municipal de Ituiutaba, de 13 de agosto de 2024.

  
\_\_\_\_\_  
Presidente: Adeilton José da Silva

  
\_\_\_\_\_  
Relator: Odeemes Braz dos Santos

  
\_\_\_\_\_  
Membro: Vilsomar Paixão



**Câmara**  
MUNICIPAL DE ITUIUTABA

**PARECER DA COMISSÃO DE FINANÇAS, ORÇAMENTO, TOMADA DE CONTAS  
E FISCALIZAÇÃO**


Relatora: Vereadora Fabiana Alcântara Brito

LEANDRA GUEDES FERREIRA, digna Prefeita Municipal, envia ao Legislativo Projeto de Lei CM/133/2024, que autoriza o Poder Executivo a a abrir crédito Adicional Suplementar no Orçamento vigente da Prefeitura de Ituiutaba, nos termos do inciso V do art. 167 da Constituição Federal, conjugado com os artigos 40, 41, 42 e 43 da Lei n° 4.320/64, no valor de R\$ 37.766,38 (trinta e sete mil, setecentos e sessenta e seis reais e trinta e oito centavos), para pagamento do piso nacional da enfermagem à Bio Rim de Ituiutaba, CNPJ 22.237.309/0001.32.


A matéria submetida ao nosso exame não contém imperfeição de maior monta que comprometa o seu aspecto técnico ou financeiro.

Quanto ao seu mérito, entretanto, que manifeste o Plenário.


Câmara Municipal de Ituiutaba, 13 de agosto de 2024.



Presidente: Jair Marques de Freitas Filho



Relator: Fabiana Alcântara Brito

  
Membro: Bruno Silva Campos

## PARECER JURÍDICO Nº 138 /2024

**LEANDRA GUEDES FERREIRA**, digna Prefeita Municipal, envia ao Legislativo Projeto de Lei **CM/133/2024**, que autoriza o Poder Executivo a abrir crédito Adicional Suplementar no Orçamento vigente da Prefeitura de Ituiutaba, nos termos do inciso V do art. 167 da Constituição Federal, conjugado com os artigos 40, 41, 42 e 43 da Lei nº 4.320/64, no valor de R\$ 37.766,38 (trinta e sete mil, setecentos e sessenta e seis reais e trinta e oito centavos), para pagamento do piso nacional da enfermagem à Bio Rim de Ituiutaba, CNPJ 22.237.309/0001.32. Por determinação do Sr. Presidente da Câmara, aludido projeto é submetido a parecer jurídico.

A matéria comporta o seguinte **parecer**:

A iniciativa de lei, no caso em exame, obedece à disciplina constitucional. A espécie do projeto - matéria orçamentária e financeira - é de iniciativa privativa do Executivo.

**Quanto a autorização legislativa para a abertura de crédito especial**, o professor Hely Lopes Meirelles,<sup>1</sup> ensina sobre os créditos adicionais:

*“Os créditos adicionais são, na técnica financeira, de três espécies: suplementares, especiais e extraordinários: créditos suplementares são os que se destinam a reforçar a verba já prevista no orçamento mas, que se revelou insuficiente para ocorrer às reais necessidades da obra ou do serviço; créditos especiais são os que se destinam a atender a despesas supervenientes ao orçamento, mas oriundas de lei; créditos extraordinários são os que se destinam a atender a fatos imprevistos e anormais (por ex.: calamidade pública)”.*

Cumpre-nos salientar que a abertura de créditos adicionais suplementares é plenamente permitida pelo art. 41, inciso II da Lei 4.320/64. Dispõe o art. 43, inciso II da mencionada Lei que os recursos para referida abertura podem decorrer de excesso de arrecadação.

**“Art. 41. Os créditos adicionais classificam-se em:**  
**I - suplementares, os destinados a reforço de dotação orçamentária;**  
**II - especiais, os destinados a despesas para as quais não haja dotação orçamentária específica;”**

**“Art. 43. A abertura dos créditos suplementares e especiais depende da existência de recursos disponíveis para ocorrer a despesa e será precedida de exposição justificativa.**

(...)

**II - os provenientes de excesso de arrecadação;”**

<sup>1</sup> Direito Municipal Brasileiro, 15ª Edição. São Paulo: Editora Malheiros, 2006, p.681.



**Câmara**

MUNICIPAL DE ITUIUTABA

Desse modo, a abertura de crédito adicional suplementar atende à necessidade da Administração de se cobrir despesas para quais não haja dotação orçamentária suficiente. A abertura de crédito suplementar aumentará a dotação para consecução do fim proposto, com recursos suficientes para cobertura das despesas com tal atividade.

Em análise ao projeto, verifica-se que foi eleito o expediente legislativo correto, bem como observada a competência para iniciativa de lei do executivo municipal, além de atender aos requisitos de constitucionalidade formal e material, juridicidade, regimental idade e técnica legislativa.

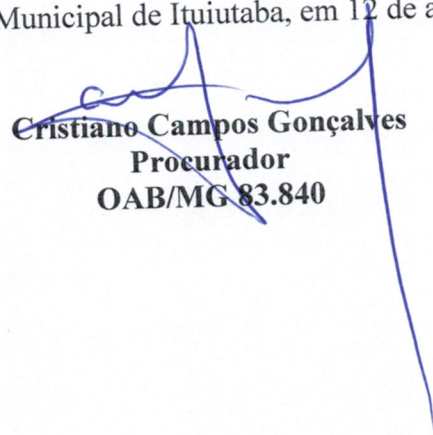
Portanto, nosso entendimento é de que não há óbice jurídico à sua aprovação, cabendo a apreciação do mérito da matéria aos nobres edis.

Salienta-se que o projeto deve ser submetido à apreciação das seguintes comissões permanentes: Comissão de Legislação, Justiça e Redação Final e Comissão de Finanças, Orçamento e Tomada de Contas.

Ressalta-se que o *quorum* das deliberações do projeto em questão é de **maioria simples**, conforme preleciona o Regimento Interno da Câmara Municipal.

É o parecer.

Câmara Municipal de Ituiutaba, em 12 de agosto de 2024.

  
**Cristiano Campos Gonçalves**  
**Procurador**  
**OAB/MG 83.840**